

International Journal of Scientific Research and Reviews

The effects of nano alumina particles replacement on water transport properties of UHPC

S. Karnal Preeth¹ and K. Mahendran^{2*}

¹Centre for Rural Technology, The Gandhigram Rural Institute-DU, Gandhigram-Dindigul, India.
Email ID- karnalpreeth@gmail.com, Mob- 96003 26006

²Centre for Rural Technology, The Gandhigram Rural Institute-DU, Gandhigram-Dindigul, India.
Email ID- mahendran_gri@rediffmail.com, Mob No- 99762 83987

ABSTRACT:

In the present investigation, the water transport properties of ultra high performance concrete (UHPC) containing nano Al_2O_3 particles have been investigated. The cement was partially replaced by 0.5%, 1%, 1.5%, 2% and 3% nano Al_2O_3 particles. The water absorption, volume of permeable voids, water penetration depth under the pressure and Sorptivity of hardened concrete were tested at an age of 28th and 56th days of curing period. The results were revealed that increasing the nano Al_2O_3 particles have found to be reducing the water transport properties of ultra high performance concrete. Because of the filler effect of nano Al_2O_3 particles provide dense packing of cement matrix of UHPC was reduced the porosity.

KEYWORDS: *nano Al_2O_3 , ultra high performance concrete, water absorption, the volume of permeable voids, water penetration depth and Sorptivity.*

***Corresponding author**

K. Mahendran

Professor and Director,

Centre for Rural Technology,

The Gandhigram Rural Institute-Deemed to be University,

Gandhigram-Dindigul, Tamilnadu, India.

Email: mahendran_gri@rediffmail.com, Mob No- 99762 83987

1. INTRODUCTION

The application nanotechnology in the construction sector was a surface coating (water repellent, UV production coating etc), effective supplementary cementing materials (Such as nano-SiO₂, nano-CaCO₃, nano-TiO₂, and nano-Fe₂O₃, etc.,) and in sensors etc¹. In recent days, many researchers focusing the utilization of nano Al₂O₃ particles as an effective supplementary cementitious material to enhance the hydration, workability properties, mechanical properties and durability performance of cement paste, mortar and concrete only²⁻¹¹. Still now, only a few studies were available on the utilization of nano Al₂O₃ in ultra high performance concrete^{12,13}. The literature of previous works on nanomaterial and UHPC showed that, there is a lack in the studies of water transportation properties of nano Al₂O₃ particles replaced UHPC. The present investigation aims to study the effects of Al₂O₃ particles replacement on water transportation properties (such as water absorption, the volume of permeable voids, water penetration depth under the pressure and sorptivity properties) of UHPC at age of 28 and 56 days.

MATERIALS AND METHODS

The OPC-53 grade cement¹⁴, silica fume¹⁵, Quartz powder, nano Al₂O₃ (size 20-30nm and surface area of 180 m²/g), River sand, Polypropylene fibers¹⁶, Polycarboxylic ether super-plasticizer¹⁷ were used for fabrication of UHPC. The six different mixture proportions, was developed based ASTM C1856/C1856M-17 guideline¹⁸. The CON mixture was without nano Al₂O₃ particles and other five mixture proportions were containing 0.5%, 1%, 1.5%, 2% and 3% nano Al₂O₃ replaced by weight of cement. Tables 1, show the mixture proportions details of six series mix.

Table 1 the mixture proportions by weight of cement

Ingredient	CON	0.5 AL	1.0 AL	1.5 AL	2.0 AL	3.0 AL
Cement	1	0.995	0.99	0.985	0.98	0.97
Silica Fume	0.30	0.30	0.30	0.30	0.30	0.30
Nano Al ₂ O ₃	0	0.005	0.01	0.015	0.020	0.030
Quartz Powder	0.430	0.430	0.430	0.430	0.430	0.430
Sand	2.183	2.183	2.183	2.183	2.183	2.183
Water	0.24	0.24	0.24	0.24	0.24	0.24
Superplasticizer	0.04	0.04	0.04	0.04	0.04	0.04
PP Fibers	0.004	0.004	0.004	0.004	0.004	0.004
28 th d Compressive strength (MPa)	122.65	130.18	136.80	147.02	155.59	145.40

MIXING, CASTING AND CURING

The six series of mixes mixed with mortar mixture machine¹⁹. Then fresh concrete placed into the 50 x 50 x 50 mm cubes, 150 x 150 x 150 mm cubes and 100 mm diameter and 200mm height cylindrical moulds. After 24 hours, the demoulded specimens were placed in a water curing for up to the age of testing²⁰.

EXPERIMENTAL TECHNIQUES

The water absorption and volume of permeable voids of UHPC specimens were measured by **Equation (1)** and **Equation (2)**, respectively according to **ASTM C 642 – 06** standard procedures at age of 28th day and 56th day²¹. The water penetration depth of UHPC under the pressure was measured according to the **BS EN 12390-8:2009** standard procedure at age of 28th day and 56th day²². The Sorptivity of UHPC was measured at age 28th day according to the ASTM C1585 – 13²³ and the absorption (I) calculated as per **Equation (3)**.

$$\text{Water absorption, \%} = \frac{(B-A)}{A} * 100 \quad \text{Equation (1)}$$

$$\text{Volume of permeable pore space (voids), \%} = \frac{(g_2-g_1)}{g_2} * 100 \quad \text{Equation (2)}$$

$$\text{Sorptivity (I)} = \frac{m_t}{a*d} \quad \text{Equation (3)}$$

Where

- A - mass of oven-dried sample in air (g)
- B - a mass of surface-dry sample in the air after immersion (g)
- g₁ - bulk density (g/mm³)
- g₂ - apparent density (g/mm³)
- I - the absorption (mm)
- m_t - the change in specimen mass at the time t (g)
- a - the exposed area of the specimen (mm²)
- d - the density of the water (g/mm³)

Results & Discussions

The water absorption

The water absorption of UHPC specimens tested according to **ASTM C 642 – 06**. Figure 1 shows the effect of nano Al₂O₃ particle replacement on the water absorption properties of UHPC specimen at age of 28th day and 56th day. The maximum water absorption (%) was observed on the CON mix was 0.66% and 0.54% for the 28th day and 56th day respectively in comparison to all other mixes. The minimum water absorption (%) was observed on the 2.0 AL mix was 0.53% and 0.42% for the 28th day and 56th day respectively in comparison to all other mixes.

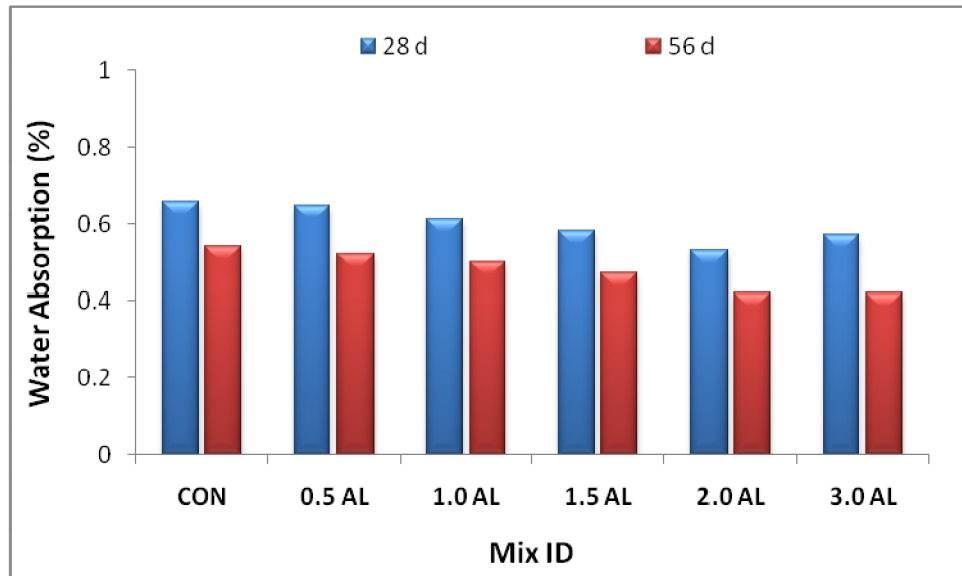


Figure 1 the water absorption

The water permeability – depth of penetration under pressure:

The depth of water penetration under pressure of UHPC mixes tested according to the **BS EN 12390-8:2009**. Figure 2 shows the effect of nano Al_2O_3 particle replacement on the depth of water penetration of UHPC specimens at the age of 28th day and 56th. The maximum depth of water penetration was observed in the CON mix was 1.34mm and 1.08mm for the 28th day and 56th day respectively in comparison to all other mixes. The minimum depth of water penetration was observed in the 2.0 AL mix was 0.96mm and 0.68mm for the 28th day and 56th day respectively in comparison to all other mixes.

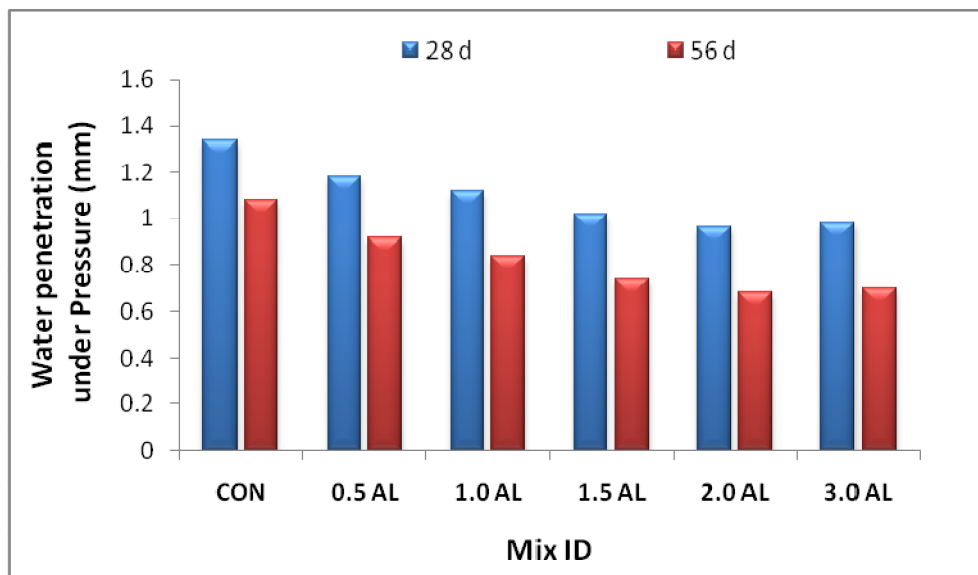


Figure 2 the water permeability – depth of penetration under pressure

The volume of permeable voids

The volume of permeable voids of UHPC mixes tested according to the **ASTM C 642 -06**. Figure 3 shows the effect of nano Al_2O_3 particle replacement on the porosity of UHPC specimens at the age of 28th day and 56th day of curing. The maximum volume of permeable voids was observed on the CON mix was 1.68% and 1.38% for the 28th day and 56th day respectively in comparison to all other mixes. The minimum volume of permeable voids was observed on the 2.0 AL mix was 1.35% and 1.08% for the 28th day and 56th day respectively in comparison to all other mixes.

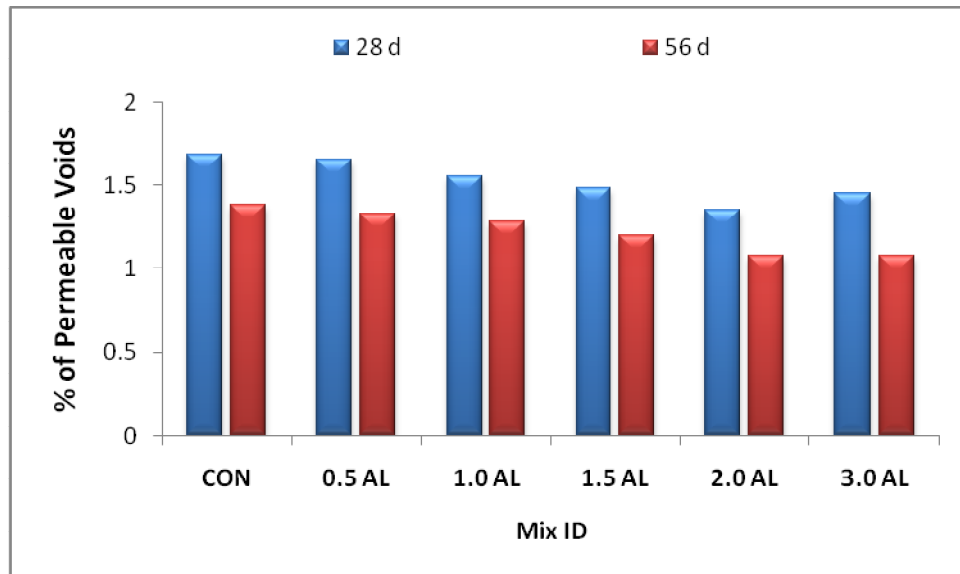


Figure 3 the volume of permeable voids

The sorptivity:

The water sorption properties of UHPC mixes were tested according to the **ASTM C1585 – 13**. Figure 3 shows the effect of nano Al_2O_3 particle replacement on the absorption (I) of UHPC specimens at the age of 28th day. The maximum absorption (I) was observed on the CON mix was 1.89mm, comparatively from other mix proportions. The minimum absorption (I) was observed on the 2.0 AL mix was 1.60mm, comparatively from other mix proportions.

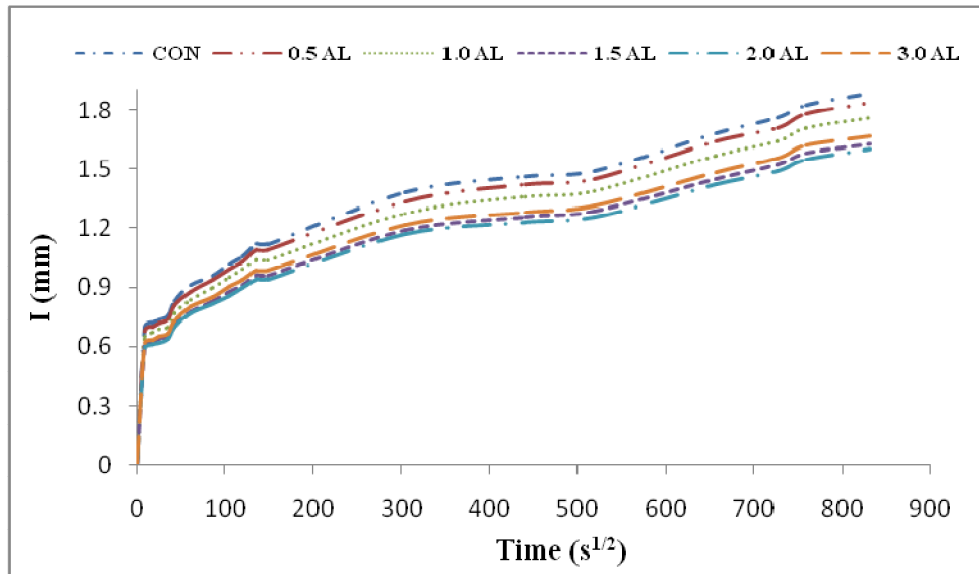


Figure 4 the sorptivity

CONCLUSIONS:

The enhancement resistance against the water transport properties of the specimens was increasing with the nano particles content and age of curing. Results reveal that the inclusion of nano Al_2O_3 particles in ultra high performance concrete cement matrix was act as the pore-filling material and increases resistance against the water transport properties such as water absorption, the volume of permeable voids, water penetration depth under the pressure and sorptivity properties of ultra high performance concrete. This may due to well-optimized UHPC mixture containing nano Al_2O_3 particle was improved the better packing, reduces the micropores and making the cement matrix into the homogenous matrix of ultra high performance concrete, because of due to the smaller size and high surface area of nano Al_2O_3 .

REFERENCES

1. Carmo, R. N. F., Costa, H. & Júlio, E. Influence of nanoparticles additions on the bond between steel fibres and the binding paste. *Constr. Build. Mater.* 2017; 151: 312–318.
2. Rao, U. K. & Kumar, G. S. An Experimental Study on Strength Parameters of Nano Alumina and GGBS on Concrete. *Int. J. Res. Emerg. Sci. Technol.* 2016; 3: 14–18.
3. Jaishankar, P. & Karthikeyan, C. Characteristics of Cement Concrete with Nano Alumina Particles. *IOP Conf. Ser. Earth Environ. Sci.*, 2017; 80(1): 1-10.
4. Farzadnia, N., Abang Ali, A. A. & Demirboga, R. Characterization of high strength mortars with nano alumina at elevated temperatures. *Cem. Concr. Res.* 2013; 54: 43–54.
5. Zhou, J., Zheng, K., Liu, Z. & He, F. Chemical effect of nano-alumina on early-age hydration of Portland cement. *Cem. Concr. Res.* 2019; 116: 159–167.

6. León, N., Massana, J., Alonso, F., Moragues, A. & Sánchez-Espinosa, E. Effect of nano-Si₂O and nano-Al₂O₃ on cement mortars for use in agriculture and livestock production. *Biosyst. Eng.* 2014; 123: 1–11.
7. Barbhuiya, S., Mukherjee, S. & Nikraz, H. Effects of nano-Al₂O₃ on early-age microstructural properties of cement paste. *Constr. Build. Mater.* 2014; 52: 189–193.
8. Yang, Z. et al. Improving the chloride binding capacity of cement paste by adding nano-Al₂O₃. *Constr. Build. Mater.* 2019; 195: 415–422.
9. Murugan, M. & Santhanam, M. Influence of rGO, n-Al₂O₃ and n-SiO₂ Nanomaterials on the Microstructure of OPC Paste Immersed in 0.5 M HNO₃ Solution. in *Fourth International Conference on Sustainable Construction Materials and Technologies*. 2016.
10. Sanju, N., Sharadha, S. & Revathy, J. Performance on the Study of Nano Materials for the Development of Sustainable Concrete. *Int. J. Earth Sci. Eng.* 2016; 9: 294–300.
11. Hase, B. A. & Rathi, V. R. Properties of High Strength Concrete Incorporating Colloidal Nano-Al₂O₃. *Int. J. Innov. Res. Sci. Eng. Technol.* 2015; 4: 959–963.
12. Long, G., Shi, Y., Ma, K. & Xie, Y. Reactive powder concrete reinforced by nanoparticles. *Adv. Cem. Res.* 2016; 28: 99–109.
13. Su, Y., Li, J., Wu, C., Wu, P. & Li, Z. X. Influences of nano-particles on dynamic strength of ultra-high performance concrete. *Compos. Part B Eng.* 2016; 91: 595–609.
14. IS-12269. Ordinary Portland Cement, 53 Grade-Specification. 2013.
15. IS 15388. Specification for Silica Fume. 2003.
16. BS EN 14889-2. Fibres for concrete- Part 2: Polymer fibres - Definitions, specifications and conformity. 2006.
17. IS 9103. Specification for Concrete Admixtures. 1999.
18. ASTM C1856/C1856M – 17. Standard Practice for Fabricating and Testing Specimens of Ultra-High Performance Concrete. 2018.
19. IS 1727. Methods of test for pozzolanic materials. 1967.
20. ACI 308R.01. Guide to Curing Concrete. 2008.
21. ASTM C642. Standard Test Method for Density, Absorption, and Voids in Hardened Concrete. 2013.
22. BS EN 12390-8. Testing hardened concrete Part 8: Depth of penetration of water under pressure. 2009.
23. ASTM C1585. Standard Test Method for Measurement of Rate of Absorption of Water by Hydraulic-Cement Concretes. 2013.