

International Journal of Scientific Research and Reviews

Effect of Sulfate-reducing Bacteria (SRB) under Anaerobic Conditions on the Hydrogen Sulfide Corrosion in Sanitary Sewers

Kaushal C. P.

¹Associate Professor, Department of Chemistry, MLSM PG College,
Sundernagar-175018, H. P., INDIA.

ABSTRACT

Hydrogen sulfide corrosion in sanitary sewerage environment is a result of dilute sulfuric acid dissolving the cement matrix. The acid is produced by a complex process of chemical and biochemical reactions. Hydrogen Sulfide (H₂S) is produced by an action of Sulfur Reducing Bacteria (SRB) in the liquid phase, and then in time, this gas is converted by Sulfur Oxidizing Bacteria (SOB) into Sulfuric Acid (H₂SO₄). The last conversion occurs above the liquid level under aerobic condition. The objective of this study is to review and understand the effect of sulfate-reducing bacteria (SRB) under anaerobic conditions on the hydrogen sulfide corrosion in sanitary sewers. Published papers were reviewed that illustrated hydrogen sulfide during past years. The literature review suggests that sulfate-reducing bacteria (SRB) under anaerobic conditions in the submerged part of sewers facilitate reduction of sulfate ions and the production of various forms of sulfides. The formation of hydrogen sulfide (H₂S) and its escape from the liquid sewage is an essential feed stock for the hydrogen sulfide corrosion processes in the sewer systems. Aerobic bacteria colonize on all surfaces above the water line and convert H₂S gas into dilute sulfuric acid by means of a complex biochemical process.

KEYWORDS: Hydrogen sulfide corrosion, SRB, Environment, Sewerage

***Corresponding author**

Dr. C. P. Kaushal

Department of Chemistry, MLSM PG College,
Sundernagar-175018, H. P., INDIA.

Email: cпкаushal54@gmail.com

INTRODUCTION

Concretes can be attacked by mobile sulfate ions. These sulfate ions can be found in hot soils and certain ground waters and seawater. They can be calcium sulfates (gypsum,) sodium sulfates (Glauber's salt) and magnesium sulfate (Epsom salt) to name a few. They harm concrete slowly over time and unlike the direct surface attack by acids, sulfates attack by penetrating the concrete and then reacting with various minerals in the hydrate system to form new powerful expansive minerals. These new minerals literally tear the concrete apart. The damage is very different appearing compared to hydrogen sulfide corrosion. Generally the increased internal stress and deterioration of the concrete matrix is caused by the large volume expansion from a complex long chained mineral known as ettringite.^{1,2,3}

The sulfates react with unreacted C_3A as well as the reacted C_3A compounds in the cement hydrate system. This is a depth attack not a surface attack like acids. The problem can be reduced by using cements produced from raw materials low in alumina content like Type V Portland cement. Also reducing the permeability of the hardened concrete is effective as the mobility of the sulfate ions can be reduced. So, concretes with low water to cement ratios help as well as pozzolanic materials to bind more lime and then crystalline forming admixtures can be especially helpful. Again, it must be stressed that improving sulfate resistance has nothing to do with improving acid resistance for which there is no solution.⁴

TYPES OF CONCRETE DETERIORATION

Generally, in sanitary sewers, hydrogen sulfide corrosion is the typical cause of deterioration inside the pipe or structures. For most other concrete structures, road ways, etc. in general, deterioration is caused by:

- Freezing and thawing
- Attack of reinforcing steel by chloride ion penetration – causing expansion
- Cracking as a result of poor design
- Mechanical impacts
- Poor quality concrete and / or concrete handling / curing issues
- Carbonation
- Alkali-Silica reaction where aggregates may contain undesirable silicas

In general, these types of deterioration are not common in sanitary sewers especially underground structures. Hydrogen sulfide corrosion will attack concrete first and then ultimately find its way to the reinforcing steel but the concrete attack proceeded well in advance. Also, the above-mentioned types of deterioration visually appear very different than hydrogen sulfide corrosion. It

produces a punky muck of soft material whereas these other types of attack appear to be dry and simply cracking and crumbling away. Attack of reinforcing steel often is seen as following the lines of the steel whereas the other modes just produce random patterns of deterioration.⁵

As stated above, hydrogen sulfide corrosion is the main sources of concrete deterioration in sanitary sewer structures. It is very simply the complete consumption of the binder phase in concretes by dilute sulfuric acid that is produced in a complex series of biological steps.⁶

CONDITIONS NECESSARY FOR BACTERIAL ACTIVITY IN RAW SEWAGE

Temperature conditions in sewers are moderate and almost always in a range to promote biological activity. They can exist at temperatures ranging from 32°F to 212°F with the optimum range being 75°F to 107°F. Many factors affect this activity including; design capacity versus actual flows, retention time, turbulence, organic waste levels, biological oxygen demand levels, industrial pollutants (known to impede biological activity) and Inflow and Infiltration (I and I).

Efforts to reduce industrial pollutants and I and I in many cases have increased the biological activity. Reducing I and I increase retention times as well as concentrates the organic waste levels. These efforts, while needed for many reasons, are causing increased MIC in the sewers. The first step in this complex chain of events is one where anaerobic (non-air breathing) bacteria begin to thrive in the wastewater stream and in slim layers (again under the water) attached to structures of all types. They are naturally abundant and impossible to prevent naturally.⁷

Sulfates are found in drinking water (10 to 50 ppm) and food and in turn human waste. They can be found in raw sewers up to 8,000 ppm. In a typical 1 Million Gallon per Day (MGD) sewer, a typical value could be 20 tons of sulfates flowing each day. The anaerobic bacteria consume the sulfates and produce H₂S, a gas slightly heavier than air. The solubility of H₂S in water is a function of temperature and pH but generally it is around 3,850 ppm. This is significantly higher (by around 100 times) than hydrogen or oxygen or nitrogen and about half that of Chlorine and twice that of CO₂.

With an abundant amount of H₂S gas in the moist oxygen rich atmosphere above the liquid level, the second important biological activity takes place. Here aerobic (air breathing) Thiobacillus bacteria eventually thrive. They rise from the liquid and collect on all surfaces. These bacteria consume the H₂S gas along with water vapor and oxygen via a complex process in itself, and secrete dilute sulfuric acid as their waste product. They do not need anything further to survive.⁸

In a new concrete structure, the surface alkalinity is high with a pH generally greater than 11. Over time, and again many factors can affect this timing, H₂S and carbonation along with other

general atmospheric conditions reduce the alkalinity of new concrete surfaces. In the case of PVC pipe or various coatings, the bacteria can thrive much more quickly as there is no alkalinity on the surfaces. The bacteria have a neutral surface on which to begin the colonization process.

With concrete surfaces, the process is complex and involves the evolution of at least 5 strains of the sulfur consuming Gram-negative bacteria. The first strains can tolerate surface pHs as high as 9 and produce only modest amounts of very weak acid. But they are important as they work to lower the surface pH to where more prolific bacteria thrive and produce stronger acids capable of quickly destroying concrete. Some species of *Thiobacillus* thrive in sulfuric acid solutions as concentrated as 7 percent with a pH approaching zero. They are prolific producers of acid. Keep in mind the pH scale is logarithmic and a concentration of just 0.03% results in a pH of about 2.⁹

Much is often said of designing sewers to minimize MIC and odors. There are several computer models that attempt to predict odor and corrosion rates but they require many factors to be known. They work somewhat for understanding existing sewers but not so well for new construction. There is not much that can be done from a simple design point of view. Sewers are already very simple structures. As discussed there is a tremendous and complex biological machine involved. Also keep in mind that your sewage conditions today are not what they were nor what they will be in the future, no model can predict this.¹⁰

HYDROGEN SULFIDE FORMATION


The formation of hydrogen sulfide is usually believed to be the trigger to initiate MIC processes in sewer systems. Sulfate ions, largely contained but not regulated by EPA standards in wastewater, are the primary sulfur source in sewers. Sulfate-reducing bacteria (SRB) under anaerobic conditions in the submerged part of sewers facilitate the reduction of sulfate ions and the production of H₂S (gas). H₂S (aq) is released into the gas phase (H₂S (g)) with or without the aid of turbulence (turbulence increases the gas release).^{11,12,13}

Typical SRB were identified as *Sulfovibriondesulfuricans* and *Desulfovibriondesulfuricans*. The equations 1 and 2 below describe the formation of hydrogen sulfide through the reduction of sulfates by SRB, in which sulfate ions are listed as the sulfur source:^{14,15}

D.sulfricans



D.sulfricans



Sulfides may be present in wastewater as a result of industrial processes, the formation of H_2S (aq) is most commonly attributed to the activity of anaerobic sulfate reducing bacteria (SRB). Parker in 1947 first named *Sporovibriodesulfuricans* as the organism responsible for the reduction of sulfates to H_2S (aq). More recent molecular surveys of biofilm communities in sewers have revealed the presence of several SRB species present in wastewater; however, *Desulfovibriodesulfuricans* is commonly named as the primary contributor to the sulfate reduction in municipal wastewater collection systems. *Desulfovibriodesulfuricans* is an obligate anaerobe that relies on the availability of organic substances for food supply (electron donor) and utilizes sulfate as an oxygen source (electron acceptor).^{16,17,18,19}

When DO content is low (usually < 0.1 mg/L) in sewer, the aerobic layer is limited and sulfide will be released back to sewer stream. The sulfide concentration increases and the exchange between sewerage and the pipe atmosphere occurs under certain conditions which will be explained in the following sections (EPA, 1985). Figure 1 shows the processes in sewers with sufficient oxygen to prevent sulfide from entering the sewage stream.

When H_2S begins to build up in the sewerage stream, the distribution of sulfide species in the liquid depends on the pH of the sewerage. Since sewage pH is approximately 7, two major sulfide species exist in the water as H_2S (aq) and HS^- .^{21,22,23,24}

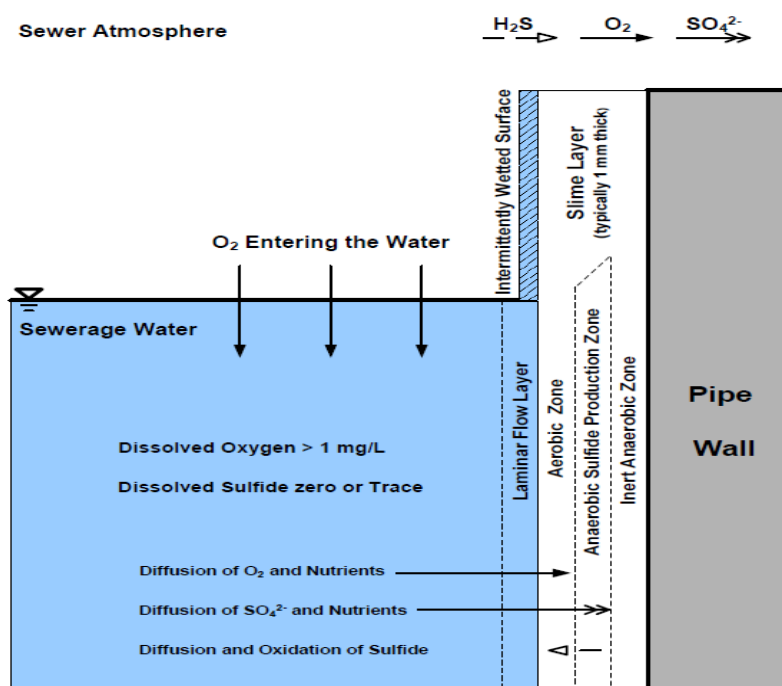


Figure 1. Processes in sewers with sufficient oxygen to prevent sulfide from entering the sewage stream²⁵

The S^{2-} species is not taken into account because it exists in the liquid phase at high pH values. Figure 2 shows the processes in sewers under sulfide increasing conditions and its effect on the pipe wall.

The ionization of H_2S and HS^- is presented in the equations below in the equations 3 and 4.

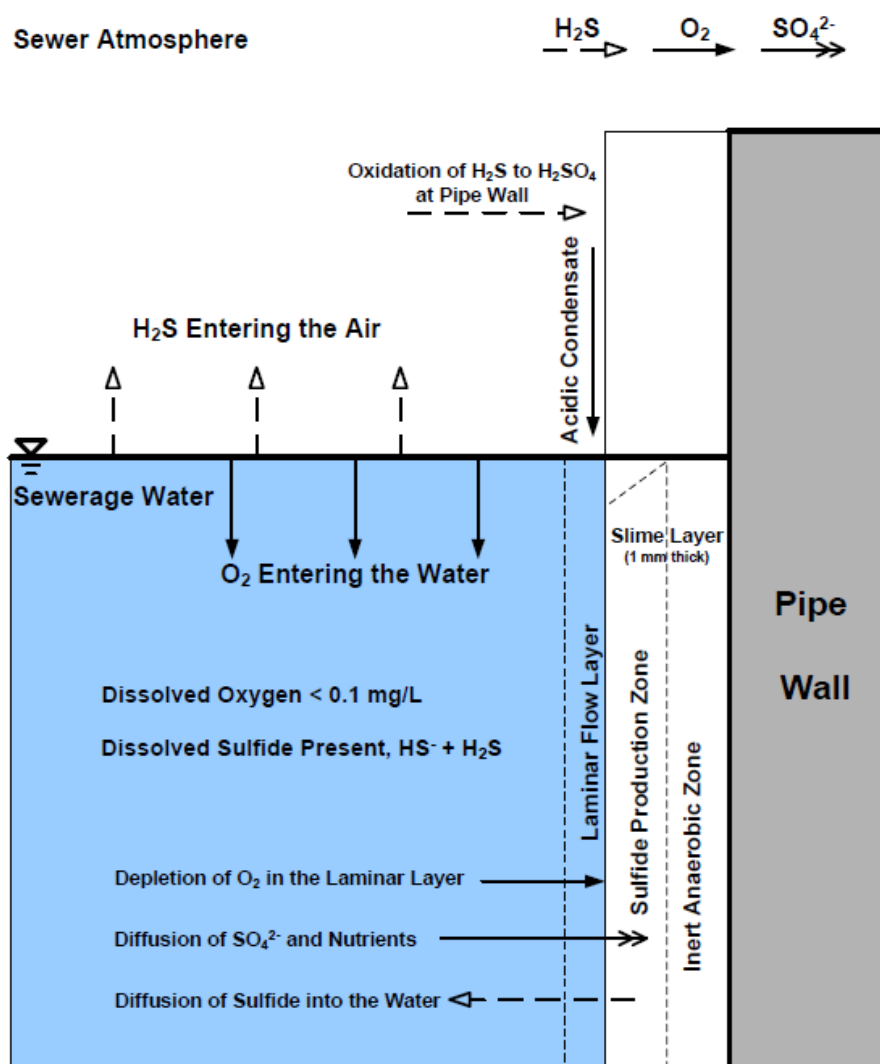
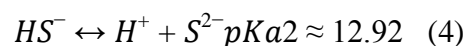


Figure 2. Processes in sewers under sulfide increasing conditions²⁵

A design manual was published for odor and corrosion control in sewerage systems and treatment plants by the EPA.²⁶

In other words, the two species have similar concentrations at this pH value. While on the right half of the plot, the intersection of curves of HS^- and S^{2-} lies at pH 9.5, which should be around 13 according to the pK_{a2} value in the ionization equation of HS^- above. Further correction of this plot, with results from basic chemistry experimental designs, should be conducted to better represent the species distribution in sewerage.

Only H_2S (aq) can be transferred across the air-water interface, giving rise to the emission of H_2S from wastewater into the gas phase (or sewer head space). Besides pH of the sewerage,

temperature, hydraulic conditions of the water phase and ventilation of the air phase are also the key factors that affect the H₂S emission.²⁷



As to the H₂S concentration in the sewerage atmosphere, field investigations do not always record these data along with the corrosion of concrete pipes. Therefore, long term monitoring of H₂S (g) content in the headspace of sewer systems is necessary. This information could be of great help when comparing the corrosion results from different regions and further determining the complex degradation process in the field. Moreover, the daily and seasonal variation of H₂S (g) concentrations should not be ignored.²⁷

A thin layer of moisture is present on the unsubmerged portions of the pipe wall exposed to the atmosphere and this is the location where the H₂S gas is dissolved into the liquid phase. The condensate layer has a high pH attributed to the alkalinity of the concrete (pH = 11-13) and also serves as the driving force behind the gas dissolution. At high pH, H₂S is separated into HS⁻ or S²⁻ ions that attract more H₂S into the moisture layer. Table 1 shows the factors affecting sulfide content in wastewater collection networks.²⁷

Table 1. Factors affecting Sulfide Content in Wastewater Collection Networks^{26,27}

Factor	Effect
DO	Low DO encourages activity of SRB and the conversion of sulfates to sulfides
Sulfate Content	Sulfates must be present for the biological conversion to sulfide
Temperature	Increased temperatures encourage bacterial activity and lower oxygen solubility
BOD	BOD represents nutrients available for bacteria that deplete DO
Turbulence	Encourages re-aeration resulting in growth of SOM and chemical oxidation resulting in lowered potential for sulfide buildup

CONCLUSIONS

Sulfate-reducing bacteria (SRB) under anaerobic conditions in the submerged part of sewers facilitate reduction of sulfate ions and the production of various forms of sulfides. The formation of hydrogen sulfide (H₂S) and its escape from the liquid sewage is well studied and is an essential feed stock for the hydrogen sulfide corrosion processes in the sewer systems. Aerobic bacteria colonize on all surfaces above the water line and convert H₂S gas into dilute sulfuric acid by means of a complex biochemical process.

REFERENCES

1. Abdelmsee, V. A., Jofriet, J. C., Negi, S. C. and Hayward, G. *Sulfide, sulfate and sulfuric acid corrosion of concrete in laboratory tests*, Dordrecht, Springer, 2006.
2. Abedi, S.S., Abdolmaleki, A., Adibi, N. *Failure analysis of SCC and SRB induced cracking of a transmission oil products pipeline*. Eng. Fail. Anal. 2007; 14: 250–261,
3. Campbell, L. L., Frank, H. A. and Hall, E. R. *Studies on the rmophilic sulfate reducing bacteria .1. identification of sporovibrio-desulfuricans as clostridium nigrificans*. Journal of Bacteriology, 1957; 73: 516-521,
4. Cheng, Liqiu. *Microbial Biofilm Development on and Degradation of Concrete Surfaces*, A Ph.D. Dissertation, Purdue University, West Lafayette, IN, USA, 2014.
5. El Ola, S. M. A., Kotek, R., White, W. C., Reeve, J. A., Hauser, P. and Kim, J. H. *Unusual polymerization of 3-(trimethoxysilyl) – propyldimethyloctadecyl ammonium chloride on PET substrates*. Polymer, 2004; 45: 3215-3225,
6. Gottenbos, B., Van Der Mei, H. C., Klatter, F., Nieuwenhuis, P. and Busscher, H. J. *In vitro and in vivo antimicrobial activity of covalently coupled quaternary ammonium silane coatings on silicone rubber*. Biomaterials, 2002; 23: 1417-1423.
7. House, M. W., and Weiss, W.J. *Review of Microbially Induced Corrosion and Comments on Needs Related to Testing Procedures*, 4th International Conference on the Durability of Concrete Structures, 24–26 July 2014, Purdue University, West Lafayette, IN, USA, 2014.
8. Franke, L., and Sisomphon, K. *A new chemical method for analyzing free calcium hydroxide content in cementing material*. Cement and concrete Research, 2004; 34(7): 1161-1165,
9. Islander, R. L., Deviny, J. S., Mansfeld, F., Postyn, A. and Hong, S. *Microbial ecology of crown corrosion in sewers*. Journal of Environmental Engineering-Asce, 1991; 117:751-770,
10. Jensen, H. S., Nielsen, A. H., Hvitved-Jacobsen, T. and Vollertsen, J. *Modeling of Hydrogen Sulfide Oxidation in Concrete Corrosion Products from Sewer Pipes*. Water Environment Research, 2009; 81: 365-373,
11. Kaushal, V. and Young, V. 2017. *Microbiologically Induced Concrete Corrosion in Sanitary Sewer Systems.*” Trenchless Technology and Pipe Conference, University of Texas at Arlington, TX, 2017.
12. Kaushal, V., Najafi, M. and Love, J. *Qualitative Investigation of Microbially Induced Corrosion of Concrete in Sanitary Sewer Pipe and Manholes*. In Pipelines 2018; 768-775.
13. Kaushal, V., Najafi, M., Sattler, M., and Schug, K. *Evaluation of Potential Release of Organic Chemicals in the Steam Exhaust and Other Release Points during Pipe Rehabilitation Using the Trenchless Cured-In-Place Pipe (CIPP) Method*. Proc. North American Society for Trenchless Technology (NASTT) No-Dig Conference, Chicago, IL, 2019.

14. Kaushal, V., Najafi, M., Sattler, M., and Schug, K. Review of Literature on Chemical Emissions and Worker Exposures Associated with Cured-In-Place Pipe (CIPP) Installation. Proc. ASCE Pipelines 2019, Nashville, TN, 2019
15. Kenawy, E. R., Worley, S. D. and Broughton, R. *The chemistry and applications of antimicrobial polymers: A state-of-the-art review*. Biomacromolecules, 2007; 8: 1359-1384,
16. Korenblum, E., Valoni, E., Penna, M., Seldin, L. *Bacterial diversity in water injection systems of Brazilian offshore oil platforms*. Appl. Microbiol. Biotechnol. 2010; 85: 791–800,
17. Kugler, R., Bouloussa, O. and Rondelez, F. *Evidence of a charge-density threshold for optimum efficiency of biocidal cationic surfaces*. Microbiology-Sgm, 2005.
18. Najafi, M. and Kaushal, V. Investigating and Reporting Solutions for Microbiologically Induced Corrosion of Concrete in Sanitary Sewer Pipe and Manholes. Final Report, 2017; 1-86.
19. Oosterhof, J. J. H., Buijssen, K., Busscher, H. J., Van Der Laan, B. and Van Der Mei, H. C. *Effects of quaternary ammonium silane coatings on mixed fungal and bacterial biofilms on tracheoesophageal shunt prostheses*. Applied and Environmental Microbiology, 2006; 72: 3673 3677,
20. Santhanam, M., Cohen, M. D. and Olek, J. *Sulfate attack research – whither now?* Cement and Concrete Research, 2001; 31: 845-851.
21. Kaushal V. and Guleria S. P. *Geotechnical Investigation of Black Cotton Soils*. International Journal of Advances in Engineering Sciences. 2015; 5(2): 15–22.
22. Santo Domingo, J. W., Revetta, R. P., Iker, B., Gomez-Alvarez, V., Garcia, J., Sullivan, J., and Weast, J. *Molecular survey of concrete sewer biofilm microbial communities*. Biofouling, 2011; 27: 993–1001,
23. Yamanaka, T., Aso, I., Togashi, S., Tanigawa, M., Shoji, K., Watanabe, T., Watanabe, N., Maki, K. and Suzuki, H. *Corrosion by bacteria of concrete in sewerage systems and inhibitory effects of formates on their growth*. Water Research, 2002; 36: 2636-2642,
24. Yang, W., Vollertsen, J. and Hvitved-Jacobsen, T. *Anoxic sulfide oxidation in wastewater of sewer networks*. Water Science and Technology, 2005; 52: 191-199.
25. Sharma J., Najafi M., Marshall D., Kaushal V., & Hatami M. *Development of a Model for Estimation of Buried Large Diameter Thin Walled Steel Pipe Deflection due to External Loads*. Journal of Pipeline Systems Engineering and Practice, ASCE. 2019.
26. Kaushal V., Najafi M., Love J, and Qasim, S. R. *Microbiologically Induced Deterioration and Protection of Concrete in Municipal Sewerage System: A Technical Review*. Journal of Pipeline Systems Engineering and Practice, ASCE. 2019.

27. Yongsiri, C., Hvitved-Jacobsen, T., Vollertsen, J. and Tanaka, N. *Introducing the emission process of hydrogen sulfide to a sewer process model (WATS)*. Water Science and Technology, 2003; 47: 319-320.