

## *International Journal of Scientific Research and Reviews*

### **Automatic Discrete Modulation Classification**

**Sastry Salivendra Subrahmanya<sup>1\*</sup> and Shekar M. Chandra<sup>2</sup>**

<sup>1</sup>Dept of ECE, Rayalaseema University, Kurnool, Andra Pradesh, India.

<sup>2</sup>Bharat Dynamites Ltd, Kanchanbagh, Ministry of Defense, Hyderabad, Andra Pradesh, India.

#### **ABSTRACT**

Customized direction course of action (AMC) is a direct walk between signal area and demodulation. Concerning second step, two general classes of AMC computations can be set, likelihood based (LB) and feature based (FB) techniques, independently. The past relies upon the likelihood limit of the got hail and the decision is made taking a gander at the likelihood extent against a farthest point. An answer offered by the LB counts is perfect in the Bayesian sense, viz., it confines the probability of false portrayal. Modified Adjustment Acknowledgment is seen as basic in Correspondence Insight (COMINT) applications, for instance, hail piece endeavor for convenient correspondence, hindrance, regular expert, and perception. Above all, Azzouz and Nandi's computation has been inspected. Some new truthful parameters have been associated on that computation. By then another system has been proposed and acquainted with see Orthogonal repeat Division Multiplex (OFDM) movement, in proximity of ASK,PSK,FSK,QAM electronic managed signal with Added substance White Gaussian Clamor (AWGN).

Finally, Programmed Adjustment Acknowledgment of Correspondences Signs depicts through and through by using fake neural frameworks with outline affirmation for arranged the propelled adjust signals parts and find profitability with MSE. For execution and relationship, in this paper we show cushy basis for Versatile System Based Fluffy Deduction Framework (ANFIS) with Discrete Wavelet Change (DWT), various propagations have been finished and shown for these change sorts, by using quantifiable techniques.

**KEYWORDS:** AMC, likelihood method, AWGN, Neural Networks and Fuzzy.

#### **\*Corresponding Author:**

**Salivendra Subrahmanya Sastry**

Ph.D Scholar, Dept of ECE

Rayalaseema University, Kurnool

Andra pradesh, India.

E-mail: [sastry445@gmail.com](mailto:sastry445@gmail.com).

## **INTRODUCTION TO AUTOMATIC MODULATION**

Modified control affirmation can be used as a piece of various normal and what's more military applications, for instance, electronic battling, electronic support measure, extend observation and organization, recognizing verification of non-allow transmitters. Adjustment sorts are considered as the pennant check in the field of correspondence data (COMINT). Exactly when control sort is recognized, a legitimate demodulator can demodulate the banner to recover the information. Along these lines, adjust affirmation is a basic fundamental walk to recoup the right transmitted banner.

Gotten correspondence signals have an abnormal state of shakiness in view of unidentified alteration sorts and fuss. Along these lines, various direction courses of action figuring's have been developed in perspective of accurate systems. The components of the got adjusted signs, for instance, carrier repeat, can be gotten from the known quantifiable characteristics of the banner. Higher ask for estimations have been thought about in advance in various correspondence applications. A couple of change affirmation approaches have been set up in latest two decades. Most of the techniques can be isolated into two get-togethers: Most extraordinary likelihood procedures and case affirmation approaches. In most extraordinary likelihood approaches, the test bits of knowledge require impel data about the banner, however the decision rules are clear. In any case, for verifiable illustration affirmation approaches, the decision standards are bewildered. Up until this point, there are a not a lot of attempts to see OFDM control.

In the OFDM structure is a promising for high information rate remote exchanges since it can diminish cover picture block (ISI) caused by the darkening channel. In this paper, promptly, we have looked case assertion approach in light of quantifiable properties for some amazing modernized controls including ASK2 (Sufficiency Move Keying 2), ASK4, PSK2 (Stage Move Keying 2), PSK4, FSK2 (Recurrence Move Keying 2), FSK4, and so on. To assess the quantifiable components of signs, diverse sorts of windows and unmistakable part of tests have been thought about. By then for the second part, OFDM signal has been made in proximity of AWGN. By then another authentic methodology has been associated with see the OFDM movement from the other deliberately balanced signs.

In an OFDM plot, incalculable, covering, limit band sub-channels or subcarriers, which are transmitted in parallel, isolate the open transmission data transmission. The unit of the subcarriers is hypothetically irrelevant with the genuine target that there is an amazingly constrained spooky use. Multicarrier adjust produces two effects: repeat particular obscuring and covers picture deterrent (ISI). In OFDM procedure, as the picture rate is low, the pictures are any more drawn out than the channel inspiration response. It diminishes the ISI affect. The development of an extra watch break

between consistent OFDM pictures can reduce the effects of ISI essentially more. An OFDM picture involves an entire of subcarriers that are changed by using PSK or QAM adjust.

In the OFDM depiction portrayed, the bona fide and whimsical parts contrast with the in stage and quadrature parts of the OFDM signal, which must be expanded by a cosine or sine of the pined for transporter repeat to convey the last OFDM hail. Eventually, it is excessive that all subcarriers have comparable amplitudes and stages. They can be changed by different amplitudes and stages.

Changes arrange techniques can be apportioned in basically two get-togethers: Most outrageous Probability procedures and Example affirmation approaches. A segment of the illustration affirmation methodology has been executed in our paper. Here we studied a bit of the remarkable techniques. The illustration vector could contain dull information. We ought to reduce the dimensionality of the illustration space to unravel the computational effort. The decision framework may have decision limits, isolate limits, or neural frameworks.

Is the strategy in which a couple of traits of a high repeat wave, called the transporter, is changed in as demonstrated by the prompt estimation of low repeat wave. The low repeat wave is named as tweaking wave and the resultant wave is suggested as adjusted wave. At the not as much as alluring end of the structure, demodulation is used to recover the message. Notwithstanding, when various adjust techniques are used, the recipient design versatile quality additions and requires detach sub-systems for recovery of the specific banner shapes. This is a case generally used as a piece of high data rate structures and ought to be typically used as a piece of 3-G adaptable frameworks. To remove the multifaceted nature related with such assembling, an immediately open system is required which can see the adjust compose and organize the recovery strategy as necessities be. This work an attempt to figure a system that can affirmation the adjust sort as a bit of exceptional structures like programming portrayed radio.

The affirmation of the direction design of a distinguished banner is the transitional walk between signal revelation and demodulation. With no learning of the transmitted data and various cloud parameters at the recipient, like the banner control, transporter repeat, arrange offsets, information et cetera trance recognizing evidence of the modification is a troublesome errand. This ends up being also trying in certifiable circumstances where multipath obscuring is a run of the mill occasion with repeat particular and time moving behavior of remote channels. Alteration affirmation system must have the ability to make the correct game plan of the change designs of the got movement under impedance. Customized affirmation of different control designs ought to be

conceivable by a shrewd beneficiary. The Multi-Layer Discernment (MLP) is planned by specific in the Table. It is readied using (botch) Back Spread (BP) dependent upon which the partner weights between the layers are invigorated. This flexible reviving of the MLP is continued till the execution objective is met. Setting up the MLP is done in two extensive passes - one a forward pass and the other a backward figuring with Mean Square Blunder (MSE) confirmation and interfacing weight invigorating in the center. Cluster get ready system is gotten as it animates the speed of planning and the rate of joining of the MSE to the pined for regard.

The neural framework is enormously parallel figuring structures of a to an incredible degree tremendous number of clear processors with various interconnections. In this paper the manage forward framework is used as Multi-Layer Observation's (MLP). The structure of the MPL is a two layer with number of data neurons choose by the amount of parts and the amount of yield neurons proportional to the amount of control sorts to be organized. The amount of neurons in covered layer is subjective, dependent upon number of classes and gets ready estimation. Modified banner gathering is a champion among the most basic parts in military and basic zones. On account of the extending use of modernized movements in novel development, for instance, remote exchanges, the current asks about have been revolved around recognizing these banner sorts. Generally, mechanized banner sort recognizing verification methods fall into two essential classes: decision theoretic (DT) systems and case affirmation (PR) procedures. DT systems use probabilistic and theory testing conflicts to detail the affirmation issue. PR systems can be also isolated in two guideline subsystems: the part extraction subsystem and the classifier subsystem. In, the producers proposed a framework for ID ASK2, ASK4, PSK2, PSK4, FSK2 and FSK4 signals. The classifier relies upon a decision stream. These pushed flag sorts have been related to a win rate around 90% at SNR=10 dB. In this method in context of incite data is appeared for assertion of ASK2, ASK4, FSK2, FSK4, PSK2, PSK4 and QAM16 modifies. It is discovered that the achievement rate is more than 99 % when SNR is 10 dB, while the achievement rate is more than 95 % when SNR is 5 dB. As made neural framework (ANN) is a not too bad classifier, furthermore work is focused on choice of ANN approaches. In a technique in context of the blend of accumulation and neural structure is displayed for confirmation of BPSK, QPSK, 8PSK, 16QAM, 32QAM and 64QAM when SNR is higher than 4 dB, the arrangement rates of four control sorts: BPSK, QPSK, 8PSK and 16QAM all achieve 100%. The social event rates of 32QAM and 64QAM are liberally higher as well. For example, the demand rate of 32QAM fulfills 98% when SNR is 8 dB, and the depiction rate of 64QAM is 86.4% regardless of when SNR is 4 dB. In, maker proposed a section procedure for affirmation of AM, CW, 2FSK, 4FSK, 8FSK, BPSK, QPSK, 8PSK and SSB. The estimation of 95.44 and 97.67 precision's

are expert at SNR=0 and 5 exclusively. In the makers used a MLP neural framework as the classifier. This identifier showed a win rate around 93% at SNR=8dB for unmistakable confirmation of ASK4, ASK8, PSK2, PSK4, PSK8, QAM8, QAM16, QAM32, and QAM64 electronic signs. In the makers displayed an adjust classifier in perspective of a blend set of the entropy and essentialness of the banner, vacillation of the coefficients wavelet package change, fourth demand of moment and zero-convergence rate. The considered banner sorts were: 2ASK, 4ASK, 2PSK, 4PSK, 2FSK, 4FSK and 16QAM. In the classifier module, the two structures of the neural frameworks are used: multi-layer Perception (MLP) neural framework and extended preface neural frameworks. The precision rates of the MLP and RBF game plan are 99.84% and 97.57 for SNR=5dB, separately. The ideal position with neural framework is that it is prepared for dealing with uproarious estimations requiring no assumption about the quantifiable scattering of the watched data.

## PORTRAYAL OF MODULATION SIGNALS

### *Representation of Digital Modulation Techniques:*

#### **ASK Modulation and Demodulation:**

In Solicit the quality from the transporter hail is moved to address combined 1 or 0, both repeat and stage remain predictable while plentifulness changes. Normally one of the amplex is zero.

Disadvantage: Request that is incredibly frail disturbance impedance

Application: Request that is used transmits automated data over optical fiber.

#### **ASK Modulation:**

In Binary Amplitude Shift Keying (BASK) only a solitary sinusoid is taken as introduce work adjust. Change is expert by varying the Amplitude of the introduce work dependent upon the message bits. The going with condition follows BASK direction strategy.

$$S_0(t) = 0 \rightarrow \text{represents '0'}$$

$$S_1(t) = A \cos(\omega t) \rightarrow \text{represents '1'}$$

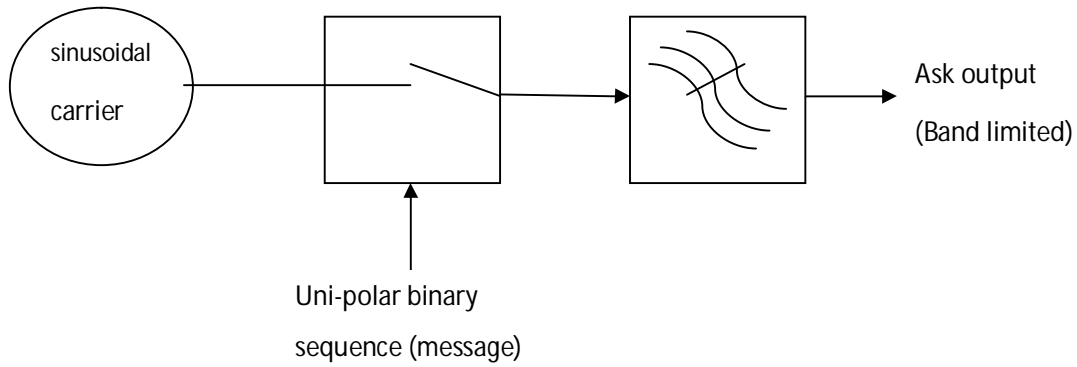


Fig 1: ASK adjustment

**ASK Demodulation:**

In the demodulator the got signal is expanded by a reference repeat generator. The expanded yield is facilitated more than one piece period using an integrator. An edge discoverer settles on a decision on each planned piece in perspective of an edge. Since a NRZ hailing association is utilized with rise to amplitudes in positive and negative heading, the edge for this case would be '0'.

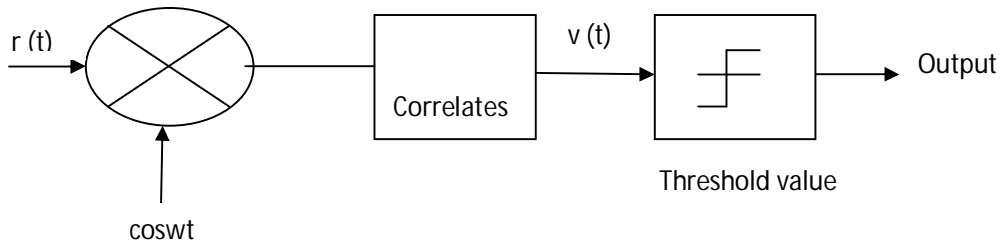


Fig 2: ASK Demodulation

**ASK Waveform:**

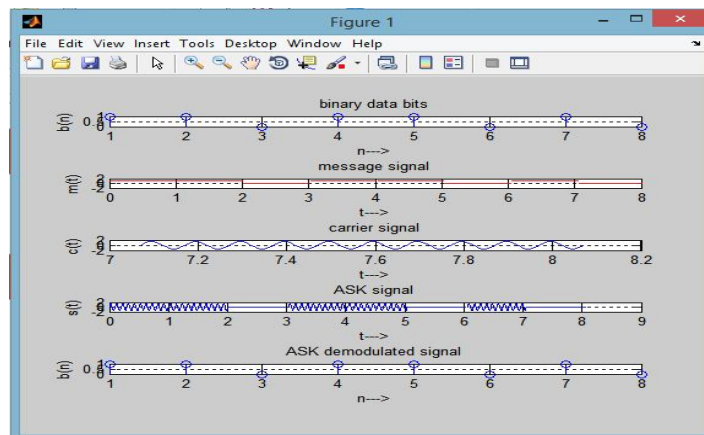


Fig 3: ASK wave form

**FSK Modulation and Demodulation:**

In FSK, repeat of transporter hail is vacillated to address twofold 1 or 0, top adequacy and stage remain reliable in the midst of each piece interval.

Great position's is less frail to bungles than Approach beneficiary looks for specific repeat charges over different intervals, so voltage spikes can be slighted.

Obstacle: FSK run is 2\*ASK territory

Application: over voice lines, in high repeat radio transmission... et cetera

**FSK Modulation:**

In Binary repeat Shift Keying (BFSK) two sinusoid is taken as start work adjust. Tweak is accomplished by shifting the diverse frequencies of the premise work contingent upon the message bits. The accompanying condition plots BFSK tweak strategy.

$$S_0(t) = A \cos(2\pi f_1 t) \rightarrow \text{represents '0'}$$

$$S_1(t) = A \cos(2\pi f_2 t) \rightarrow \text{represents '1'}$$

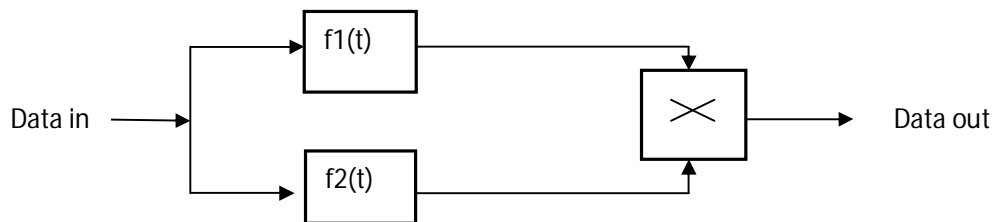


Fig 4: FSK modulation

**FSK Demodulation:**

Demodulation must have the capacity to figure out which of two conceivable frequencies is available at a given time.

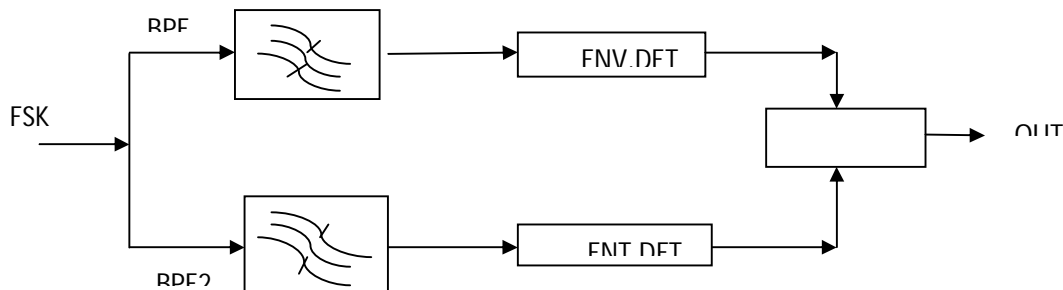
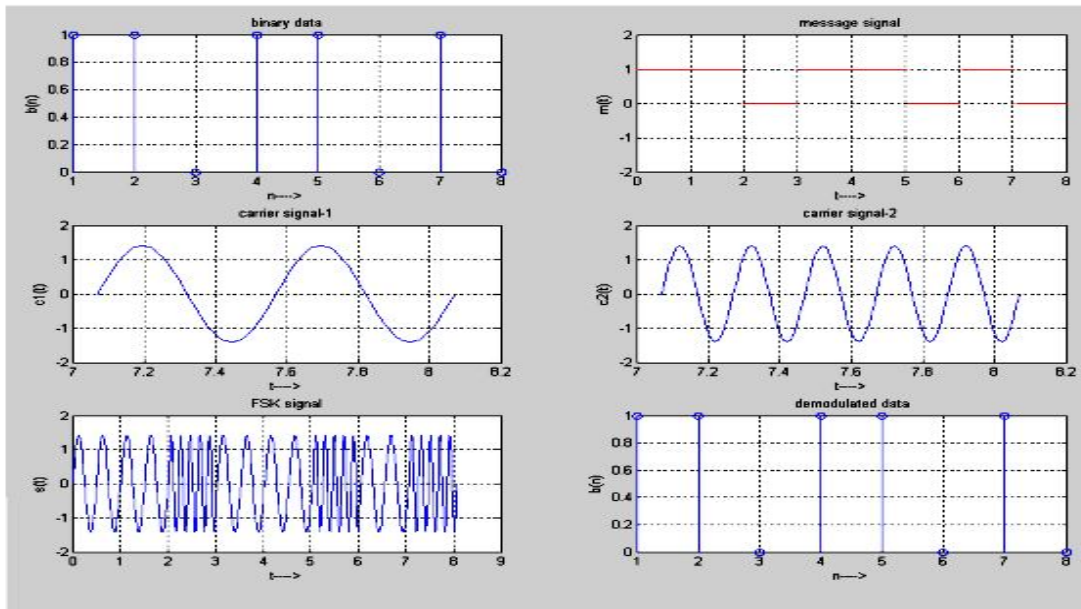


Fig 5: FSK demodulation

**FSK waveform:**



**Fig 6: FSK wave form**

**PSK Modulation and Demodulation:**

**PSK Introduction:**

Consider a sinusoidal bearer. On the off chance that it is adjusted by a bi-polar piece stream, its extremity will be turned around each time the bit stream changes extremity. Along these lines, for a sine wave, it is comparable to a stage inversion . The multiplier yield is a BPSK flag .BPSK (in like manner from time to time called PRK, arrange reversal keying, or 2PSK) is the most clear kind of stage move keying (PSK). It uses two phases which are detached by 180° in this way can similarly be named 2-PSK. It doesn't especially have any sort of impact accurately where the get-together of stars focuses is orchestrated, and in this figure they are appeared on the guaranteed turn, at 0° and 180°.

**BPSK Modulation:** In Two fold Stage Move Keying (BPSK) only a solitary sinusoid is taken as preface work adjust. Change is proficient by contrasting the time of the commence work dependent upon the message bits. The going with condition plots BPSK direction technique.

$$S_0(t) = A \cos(\omega t) \text{ -> represents "0"}$$

$$S_1(t) = A \cos(\omega t + \pi) \text{ -> represents "1"}$$

The radiant body chart of BPSK will show the star (gathering) centers lying totally around the x center and y center. This infers the BPSK managed banner will have an in-arrange part (I) yet



no quadrature fragment (Q). This is in light of the fact that it has only a solitary preface work. A BPSK modulator can be finished by NRZ coding the message bits (1 tended to by +ve voltage and 0 tended to by - ve voltage) and growing the yield by a reference oscillator running at transporter rehash  $\omega$ .

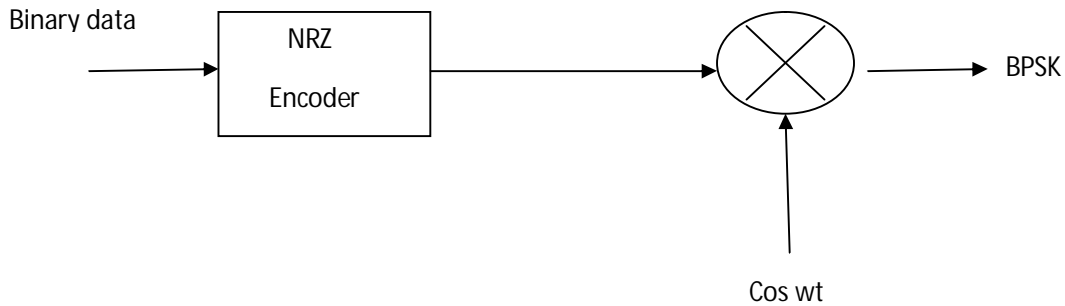


Fig 7: PSK modulation

**BPSK Demodulation:**

In the demodulator the got signal is copied by a reference repeat generator. The expanded yield is fused more than one piece period using an integrator. An edge discoverer settles on a decision on each organized piece in light of an edge. Since a NRZ hailing association is used with earn back the original investment with amplitudes in positive and negative heading, the edge for this case would be '0'.

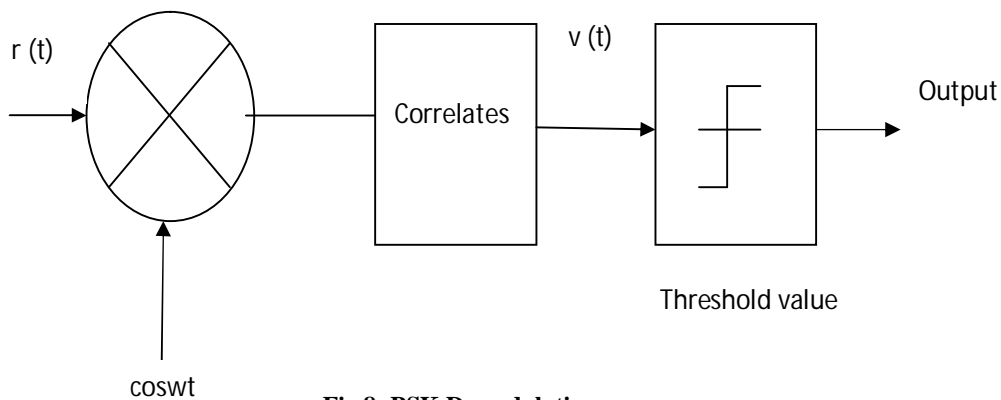
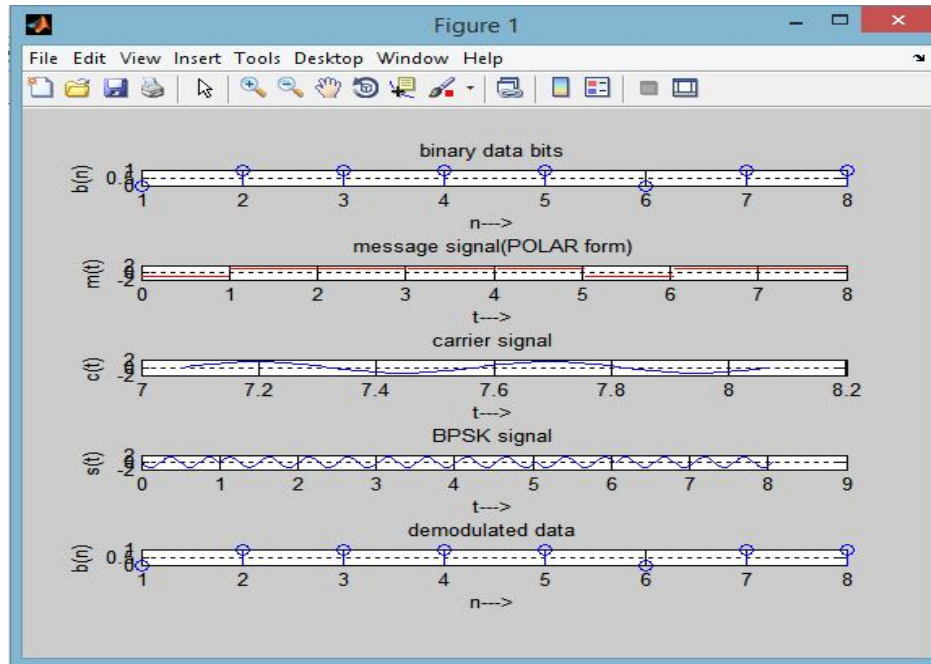


Fig 8: PSK Demodulation

**PSK waveform:**



**Fig 9: PSK waveform**

**QAM Modulation and Demodulation:**

In QAM, it utilizes two dimensional flagging, unique data stream split into two arrangements that comprise of odd and even images, ex- $B_k$  and  $A_k$

Preferred standpoint: information rate=2bits per bit interim

**QAM Modulation:**

The data is 101101,

1 -1 1 1 -1 1

B1 A1 B2 A2 B3 A3

$A_k$  Sequence (in phase) is modulated by  $\cos(2\pi fct)$ ,  $B_k$  sequence (quadrature phase) is modulated by  $\sin(2\pi fct)$ .

Compose signal  $A\cos(2\pi fct) + B\sin(2\pi fct)$  is sent through the channel.

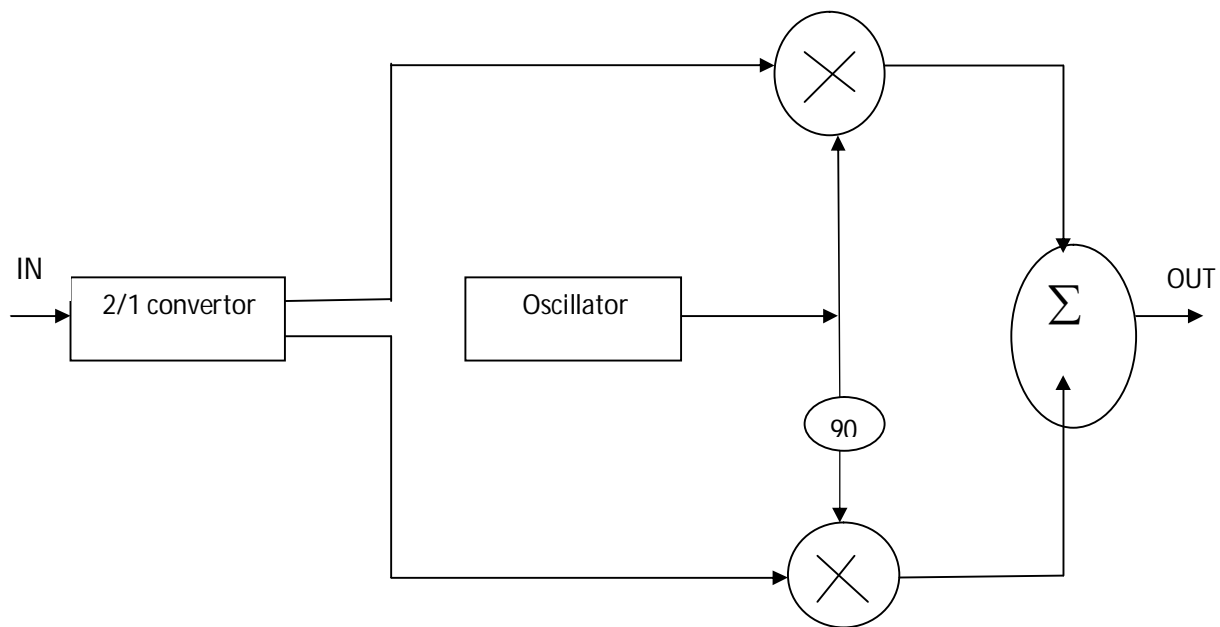


Fig 10: QAM modulation

**QAM Demodulation:**

By multiplying  $Y(t)$  by  $2 \cdot \cos(2\pi f_c t)$  and then low pass filtering the resultant signal, sequence  $A_k$  is obtained.

By multiplying  $Y(t)$  by  $2 \cdot \sin(2\pi f_c t)$  and then low pass filtering the resultant signal, sequence  $B_k$  is obtained.

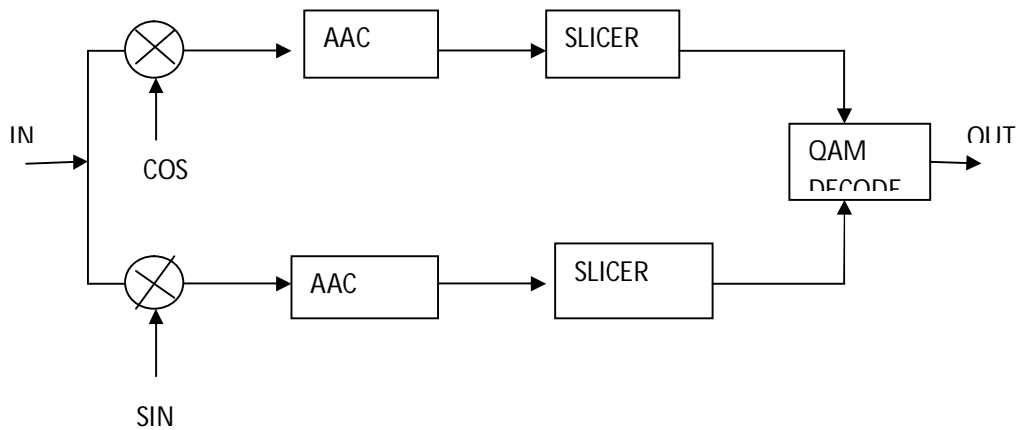
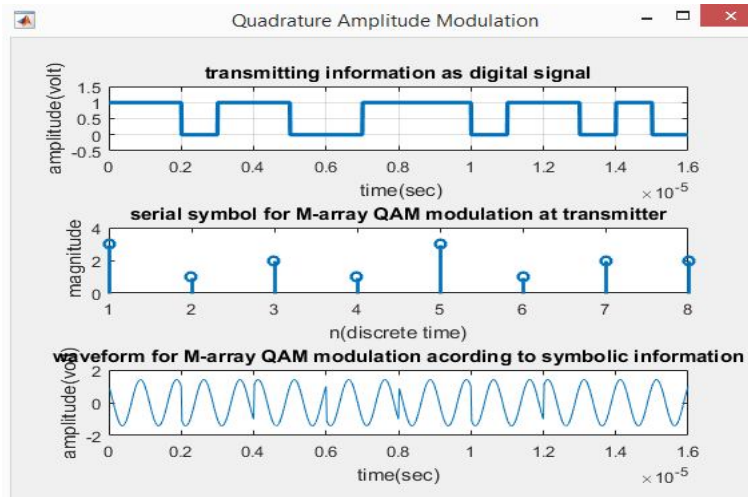


Fig 11: QAM Demodulation

**QAM Waveform:****Fig 12: QAM waveform****OFDM:**

Orthogonal Recurrence Division Multiplexing is a kind of banner adjusts that segments a high data rate managing stream putting them onto many continuously changed narrowband close-separated subcarriers and thusly is less delicate to repeat specific obscuring. Orthogonal Recurrence Division Multiplexing or OFDM is a heading outline that is being utilized for innumerable most recent remote and imparts trades models.

OFDM is a sort of multicarrier control. An OFDM signal contains different immovably isolated changed transporters. Exactly when adjust of any shape - voice, data, et cetera is associated with a carrier, by then sidebands spread out either side. It is fundamental for a recipient to have the ability to get the whole banner to have the ability to viably demodulate the data. Thusly when signals are transmitted close to each other they ought to be partitioned so the beneficiary can confine them using a channel and there must be an ensure band between them. This is not the circumstance with OFDM.

To the degree the gear to be utilized the high best to run of the mill degree of multi-transport frameworks, for example, OFDM requires the RF continue going intensifier on the yield of the transmitter to be able to deal with the pinnacles while the conventional power is much lower and this prompts wastefulness.

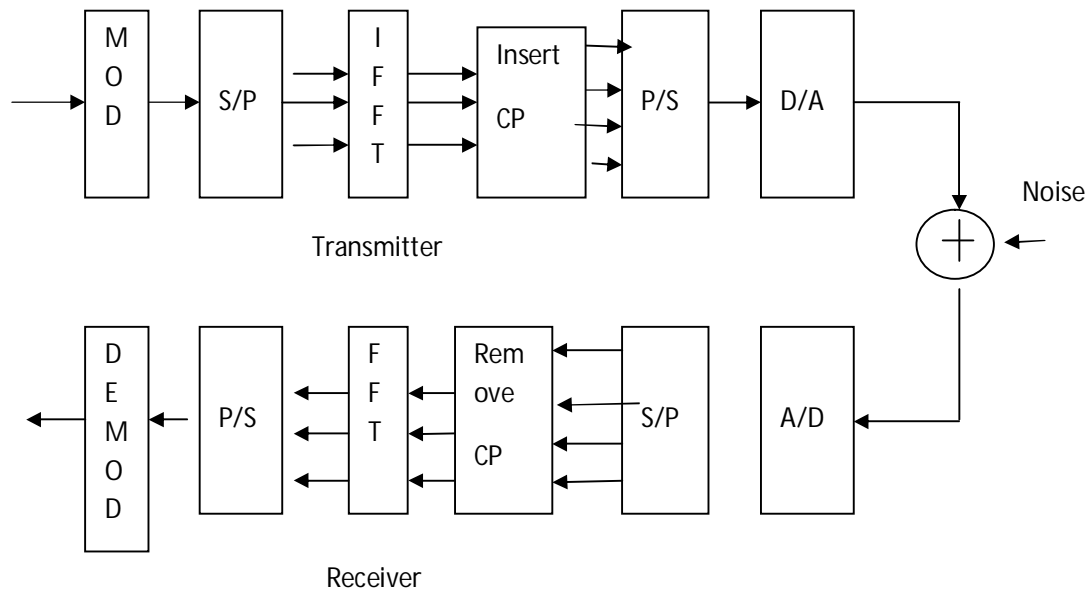
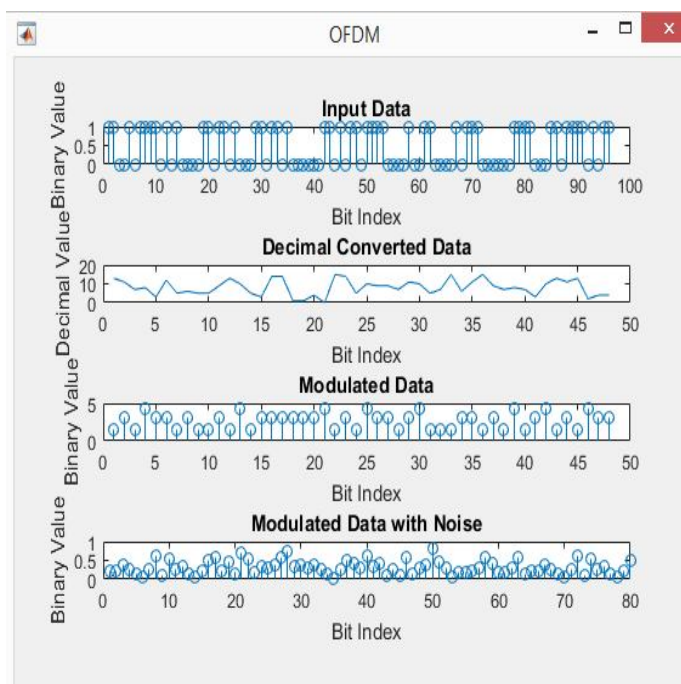


Fig 13: Detailed OFDM transmitter and receiver

#### Data on OFDM:

The data to be transmitted on an OFDM hail is spread over the transporters of the banner, each carrier evacuates a segment of the payload. These reductions the data rate taken by each carrier. The lower data rate has the ideal position that block from reflections is significantly less fundamental. This is proficient by including a secure band time or screen interval into the system. This ensures the data is quite recently investigated when the banner is relentless and no new conceded signals arrive that would adjust the arranging and time of the banner. The scattering of the data over a generous number of transporters in the OFDM signal has some further purposes of intrigue. Nulls caused by multi-way effects or deterrent on a given repeat simply impact few the transporters, the remaining ones being gotten precisely. By using screw up coding strategies, which implies adding additional data to the transmitted banner, it enables various or most of the tainted data to be duplicated inside the beneficiary. This ought to be conceivable in light of the fact that the oversight update code is transmitted in a substitute bit of the banner.

**OFDM Waveform:****Fig 14: OFDM waveform****AWGN Channel:**

The AWGN Channel square adds white Gaussian commotion to a genuine or complex information flag. At the point when the info flag is genuine, this square includes genuine Gaussian clamor and creates a genuine yield flag when the information flag is intricate, this piece includes complex Gaussian commotion and produces an unpredictable yield flag. This piece acquires its specimen time from the info flag. This square acknowledges a scalar-esteemed, vector, or lattice input motion with an information kind of sort single or twofold.

**Rayleigh Fading Channel Model:**

In a strongly created urban or where there is non-discernible pathway correspondence between the transmitter and beneficiary, the articles in the earth debilitate, reflect, refract, and diffract the banner before it gets in contact at the authority. This expansion condition is known as Rayleigh obscuring, and the Rayleigh scattering show is a specific stochastic obscuring model for this kind of obscuring condition. The channel obscuring depends after moving rate of the gatherer or possibly transmitter. The abundancy get of this obscuring channel is depicted by the Rayleigh movement. In any case, the valuable and harming nature of the multipath parts in the level obscuring channels can be approximated by the Rayleigh spread if there is no perceptible pathway, which

suggests when there is no quick route between the transmitter and beneficiary. As opposed to tolerating the banner more than one visible pathway way, gets different reflected and scattered waves because of the fluctuating way lengths, the stages are subjective, and thusly, the quick gained power transforms into an unpredictable variable. Because of an un-controlled transporter, the transmitted banner at repeat  $\omega_c$  accomplishes the authority by methods for different ways, the  $i$ th way having an ampleness  $a_i$ , and a phase  $\phi_i$ . In case we expect that there is no quick way or distinguishable pathway part, the got signal  $s(t)$  can be imparted as

$$s(t) = \sum_{i=1}^N a_i \cos(\omega_c t + \phi_i)$$

### **Rician Fading Channel Model:**

Exactly when there is discernible pathway, organize way is usually the most grounded part goes into more significant obscure appeared differently in relation to the multipath portions. This kind of banner is approximated by Rician scattering. As the directing part continue running into more obscure the banner trademark goes from Rician to Rayleigh course. The assurance of the probability thickness limit of the adequacy is more required than for Rayleigh obscuring. The transmitted banner can be formed as:

$$s(t) = \sum_{i=1}^{N-1} a_i \cos(\omega_c t + \omega_{di} t + \phi_i) + k_d \cos(\omega_c t + \omega_d t)$$

Rician obscuring is a stochastic model for radio inducing peculiarity caused by deficient cancelation of a radio banner without any other person — the banner terrains at the recipient by a couple of remarkable ways (in this manner showing multipath block), and no short of what one of the ways is changing (expanding or shortening). Rician obscuring happens when one of the ways, frequently a distinguishable pathway hail, is significantly more grounded than the others. In Rician obscuring, the abundancy get is depicted by dissemination. Rayleigh is the specific model for stochastic obscuring when there is no distinguishable pathway signal, and is as a rule considered as an unprecedented occurrence of the more summed up thought of Rician obscuring. In Rayleigh obscuring, the sufficiency get is depicted by a Rayleigh scattering.

## PORTRAYAL OF CONCEPTS

### *Most Extreme Likelihood Approach:*

In the ML approach, the portrayal is viewed as an alternate hypothesis testing issue, where a hypothesis  $H_0$ , is optional doled out to the  $i$  th alteration sort of  $m$ -possible sorts. The ML arrange relies upon unforeseen PDF  $p(x/H_i)$ ,  $i=1,2,\dots,m$ . where  $x$  is the observation; case, a reviewed organize fragment, if the discernment game plan  $X(k), k=1, \dots, n$  is independent and vaguely distributed(i.i.d),the likelihood work (LF),  $L(x/H_i)$  can be conveyed as

$$P(x/H_i) = \prod_{k=1}^n P(X[k]/H_i) = L(x/H_i)$$

The ML classifier reports the  $j$  th direction sort in perspective of observation at whatever point  $L(x/H_j) > L(x/H_i), j=1,2,\dots,m$ . the general most extraordinary likelihood classifier is given underneath.

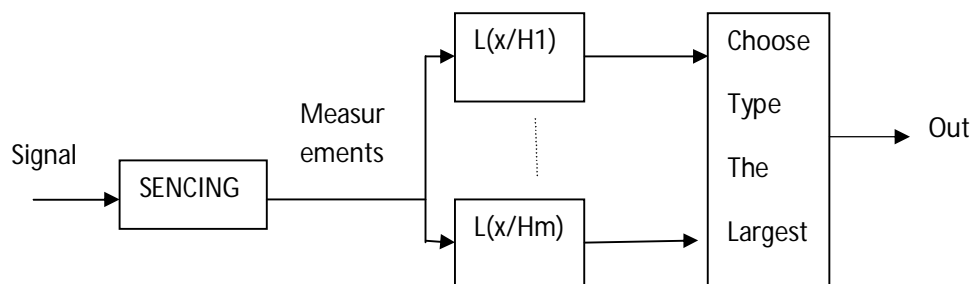


Fig 15: Maximum probability process

### *Neural Networks:*

A neural framework is a power full data showing mechanical assembly that can catch and address complex data/yield associations. It reassembled the human cerebrum in that ways,

- 1) A neural framework gets data through learning.
- 2) A neuron orchestrate learning is secured inside bury neuron affiliation qualities known as synaptic weights.

### **Purposes of intrigue:**

- 1) Self affiliation: a made neural framework can make its own particular relationship from the information it gets in the midst of learning time.
- 2) Adaptive learning: it can make sense of how to execute assignments in light of the given data for get ready.
- 3) Real time operation: ANN figuring's may be done in parallel, hard item contraptions are being planned to abuse this capacity.



4) Fault resistance by methods for dreary information coding: even little issues in a framework can provoke defilement in execution.

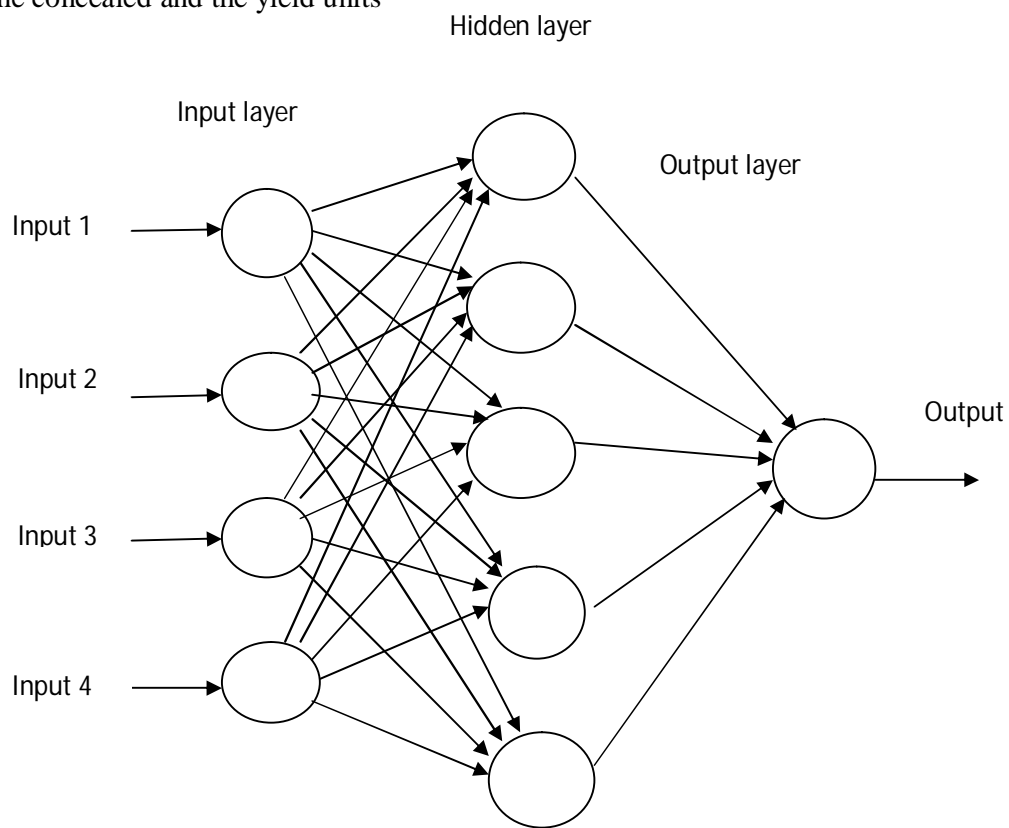
**Outline of Neural Network:**

**Framework layers:**

The most surely understood sort of neural framework includes 3 social events or layers, a layer input units is related with layer of hid units, which in then connected with layers of yield units.

1) The lead of hid units is directed by the development of the data units and the weights between the data and the covered units.

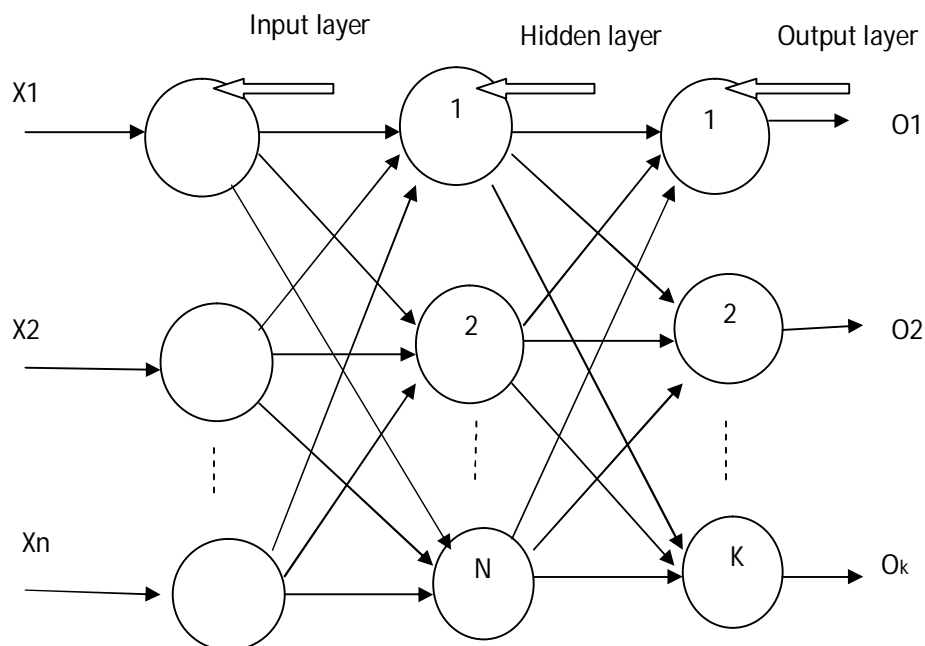
2) The activity of yield units is controlled by the development of the hid units and the weights between the concealed and the yield units



**Fig 16: Neural Network Structure**

**Back Propagation Algorithm:**

- 1) Select proper "recoding" plot which changes inputs.
- 2) Perception learning decides requires that you accurately "figure" an acknowledgment contribution to shrouded unit mapping.
- 3) Back spread learning guideline learn the two arrangements of weights at the same time.



**Fig 17: Back Propagation Structure**

**ANN Implementation:**

In this venture, we plan and create tweak flag acknowledgment utilizing ANN. Right off the bat we deliver those signs and speak to each flag as a vector. After that we include some clamor into signals, we can control the SNR commotion too next we prepare a neural system by back proliferation calculation to perceive those signs. At long last we test the execution of the prepared framework by testing datasets. In this venture we taken the most regularly utilized 9 components to see the result of the outcomes.

Preparing stage: the principle objective of this stage is for the system to locate the ideal weights and predispositions to limit the mistakes between arrange yield and the right choice there various strategies for diminishment of blunders to be specific back spread a notable criteria is the MSE between the system yield and right choice.

Case for preparing:

This is the column from preparing test:

2.393733 0.934178 1.935632 9.991438 0.246040 3.008319 0.064985

The initial six components of this column are including values, these qualities are input esteems for six neurons of the information layer. The seventh component of tests five, which implies this is an example of fifth flag sort, so the objective variable will be this way: 0000100, it can be seen the fifth is 1 and others are zero.

### ***Fluffy Logic Presentation:***

Soft method of reasoning is being created as prepare to meet two objectives:

- 1) As a specialist subject focused on working of course of action of high utility-for example soft control.
- 2) As speculative subject –fuzzy basis is with a relative documentation of certifiable developed totally in soul of built up method of reasoning.

Soft sets:

A fleecy set is a set whose segments have degrees of enlistment soft sets are a growth of customary thought of set (known as new set), a feathery set is by all accounts  $(A, \mu_A)$ , where  $A$  can't avoid being a set and  $\mu_A: A \rightarrow [0,1]$  for all  $x \in A$ ,  $(x)$  is survey of cooperation of  $x$ .

Cushy computation: is an asking for of headings which may contain soft undertaking and prohibitive announcements, ex:  $x$ =very little, if  $x$  is little by then is tremendous. The execution of such rules is directed by compositional oversee of inference and the lead of proposed elective.

Phonetic variable: is a variable whose regards are articulations of sentences in a trademark or fake lingo. For example, if age is deciphered as a Phonetic variable, by then its term set  $T(\cdot)$ , that is the game plan of Etymological regards.

$T(\text{age}) = \text{energetic} + \text{old} + \text{incredibly young} + \text{greatly old} + \dots \dots U(0,100)$

The noteworthy responsibility of fleecy basis is a methodology for figuring with words which can oversee impressions and granularity .the human personality can translate and handle dubious and lacking sensor information which is gotten from the perceiving organs. Equivalently the cushy set speculation can similarly give a symmetric approach to manage oversee such information etymologically. It can moreover perform numerical count by using support work for the stipulated semantic names. The fleecy interface structure relies upon the possibility of soft set speculation, cushioned if-then models and cushy considering. The encompassing of the cushy if-then rules outlines the key sections in FIS, FIS is a greatly surely understood strategy and has been comprehensively associated in different fields like data gathering, modified control, ace system, fundamental administration mechanical innovation, plan grouping and so forth.

**Examination with Fluffy Interface Framework:**

For the examination of cushioned structure whose information sources and yields are depicted by phonetic components, the going with strides needs to finish:

Fuzzification: the etymological components of fleecy rules are conveyed as feathery sets, where these elements are described the extent that level of their related support works, the procedure for figuring the level of belongingness of the crisp commitment to the soft set is known as the Fuzzification.

Add up to: after the level of each semantic component clarification k is surveyed, they are solidified by sensible operations as and additionally.

Start: here the level of administer fulfilment is used to determine the yield institutions of precepts.

Get-together: The yield start of the significant number of standards is united to offer climb to the fleecy yield of the structure.

Defuzzilation: if a crisp estimation of the structure is required, the last cushioned yield must be defuzzified. This ought to be conceivable by different methodologies like point of convergence of gravity, bisector zone... et cetera

**IMPLEMENTATION**

***Greatest Likelihood Approach:***

In this approach, discovering nine components for highlight extraction i.e. as takes after

1) The most extreme estimation of the ghastly power thickness for standardized focused momentary plentifulness,  $\gamma_{max}$

$$\gamma_{max} = \frac{1}{N_s} (\max[DFT[a_{cn}[i]]]^2)$$

Here,  $N_s$  is the quantity of tests per section,  $a_{cn}$  is the normalized centered instantaneous amplitude and  $i=1,2, N_s$

2) The standard deviation of the focused nonlinear segment of the direct momentary stage,  $\sigma_{ap}$  is,

$$\sigma_{ap} = \sqrt{\frac{1}{N_s} (\sum \phi_{NL}^2(i)) - (\frac{1}{N_s} \sum |\phi_{NL}(i)|)^2}$$

Here,  $\phi_{NL}$  is the focused nonlinear segment of quick stage.

3) The standard deviation of the focused nonlinear segment of the direct quick stage,  $\sigma_{dp}$  is ,

$$\sigma_{dp} = \sqrt{\frac{1}{N_s} (\sum \varphi_{NL}^2(i) - (\frac{1}{N_s} \sum \varphi_{NL}(i))^2)}$$

4) The range symmetry about the bearer recurrence is given by

$$P = \frac{P_L - P_U}{P_L + P_U}$$

5) The standard deviation of the supreme estimation of the standardized center immediate plentifulness,  $\sigma_{aa}$  is

$$\sigma_{aa} = \sqrt{\frac{1}{N_s} (\sum_{i=1}^{N_s} \sum a_{cn}^2(i) - (\frac{1}{N_s} \sum |a_{cn}(i)|)^2)}$$

6) The standard deviation of the outright estimation of the standardized center prompt recurrence,  $\sigma_{af}$  is

$$\sigma_{af} = \sqrt{\frac{1}{N_s} (\sum f_N^2(i) - (\frac{1}{N_s} [f_N(i)])^2)}$$

7) The standard deviation of the standardized focused quick sufficiency,  $\sigma_a$  is

$$\sigma_a = \sqrt{\frac{1}{N_s} (\sum_{i=1}^{N_s} \sum a_{cn}^2(i) - (\frac{1}{N_s} \sum_{i=1}^{N_s} |a_{cn}(i)|)^2)}$$

8) The kurtosis of the standardized focused prompt adequacy,  $k_a$  is

$$k_f = \frac{\varepsilon[f_N^4(i)]}{\{\varepsilon[f_N^2(i)]\}^2}$$

9) The kurtosis of the standardized focused quick recurrence,  $k_f$  is

$$k_f = \frac{\varepsilon[f_N^4(i)]}{\{\varepsilon[f_N^2(i)]\}^2}$$

Where  $f_N$  is normalized centerd instantaneous frequency.

### **Fake Neural Network:**

The neural framework picks the point of confinement at each center point normally in DT count, on the double only a solitary key component is considered which infers that the time asking for of the key component accept a basic part in probability of the correct decision, while in ANN computations all the key components are considered meanwhile so the time demand of the possibility of the key segment does not impact the probability of the correct decision. The reenactments performed for this work have been finished in MATLAB. The signs are taken i.e., ASK, PSK, FSK, QAM and OFDM.

The Artificial Neural Network approach is disengaged into three frustrates, these are 1) Pre-taking care of, 2) Training stage, 3) Testing Phase.

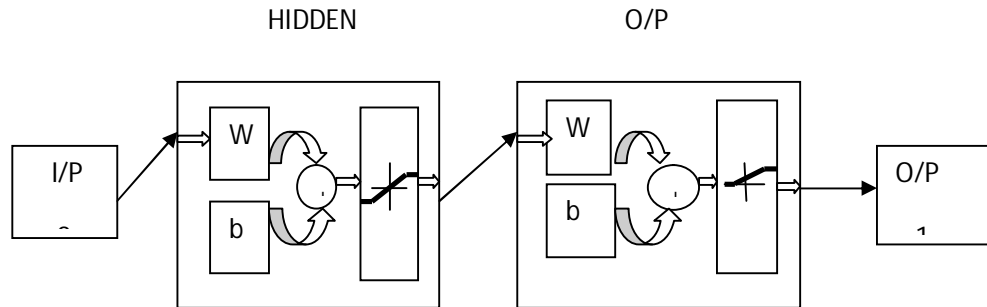


Fig 18: Practical Neural Network Structure

### **Fluffy Logic:**

#### **Fluffy Interface framework:**

- 1) Fuzzy interface is a PC worldview in light of fluffy set hypothesis, fluffy if-then-rules and fluffy thinking.
- 2) Applications: information order, choice examination, master frameworks, times arrangement expectations, mechanical autonomy and example acknowledgments.
- 3) Different names: fluffy govern based framework, fluffy model, fluffy related memory, fluffy rationale controller and fluffy framework.
- 4) Structure: Rule base-select the arrangement of fluffy principles –database-characterize the part transport capacities utilized as a part of fluffy tenets thinking instrument play out the deduction system.
- 5) Defuzzification: extraction of fresh esteem that best speaks to a fluffy set. It is important where an interface framework is utilized as a controller.

#### **Adaptable Network Based Fuzzy Interface System:**

A neuro fleecy framework called ANFIS has been used as a prime gadget in the present work. ANFIS is a neuro cushioned technique where the blend is made between the neural framework and the fleecy interface structure. In ANFIS the parameters can be assessed with the end goal that both the surgeon and tsukmoto soft models are addressed by ANFIS building. The tree structure is used  $m=7$  as level for DWT of mechanized change signals. Four different tweak sorts (ASK, FSK, PSK and QAM with OFDM) are utilized to get the advanced adjustment signals. Two hundred reenactment signals for each of this sort propelled change are created. Numerous these 200 change signals for each these four sorts propelled change are made for planning layer of EDWANFIS

customized automated control affirmation structure. Thusly totally 800 automated adjust signals are created for the planning and testing layers of EDWANFIS.

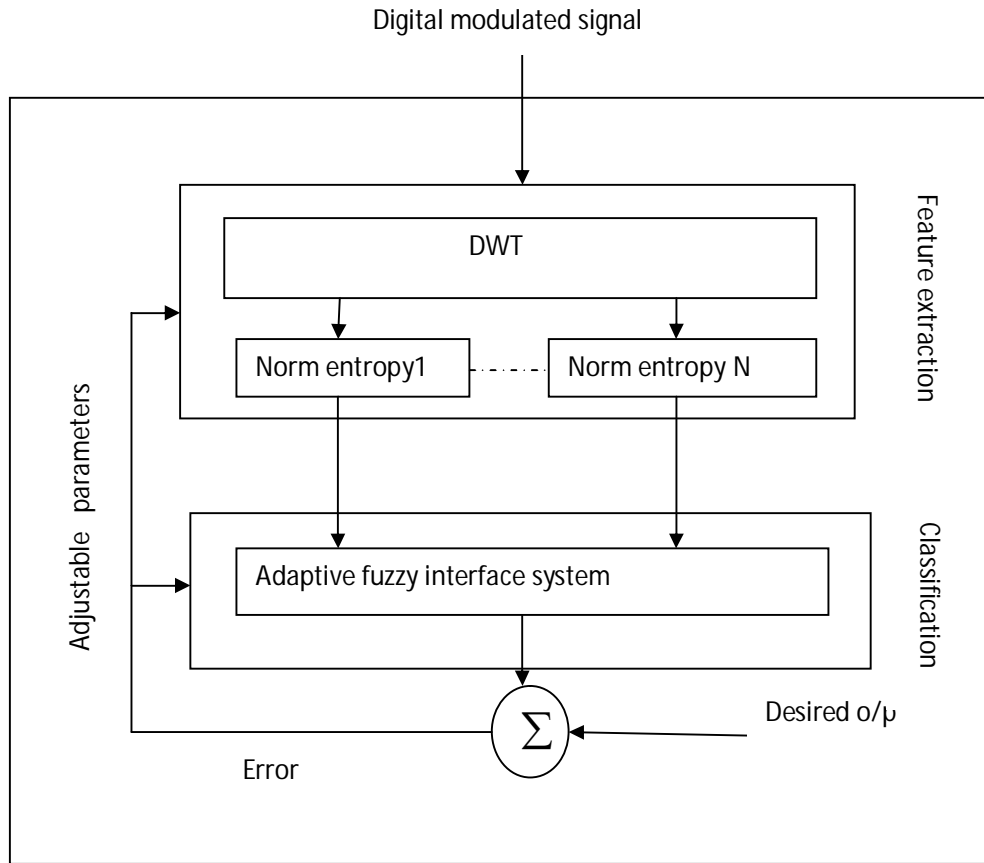


Fig 19: EDWANFIS structure

## RESULTS

### A. Statistical parameters based results of standard deviation, spectral power density with SNR

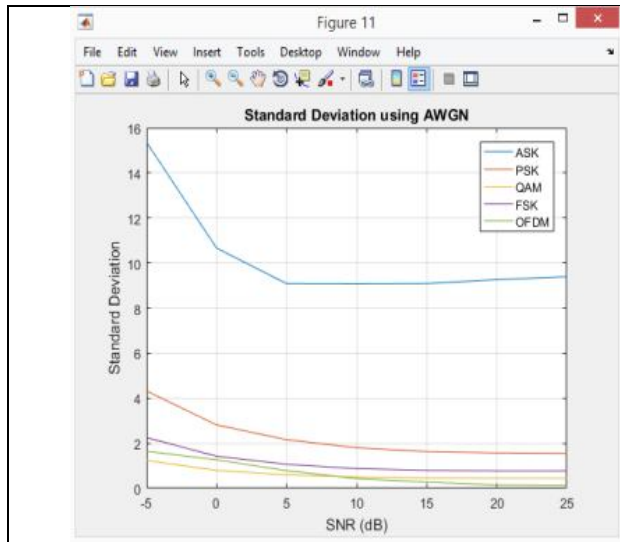


Fig 20: AMC with Standard deviation Vs SNR at  $f_c=40\text{Mhz}$ , pulse frequency=15Mhz

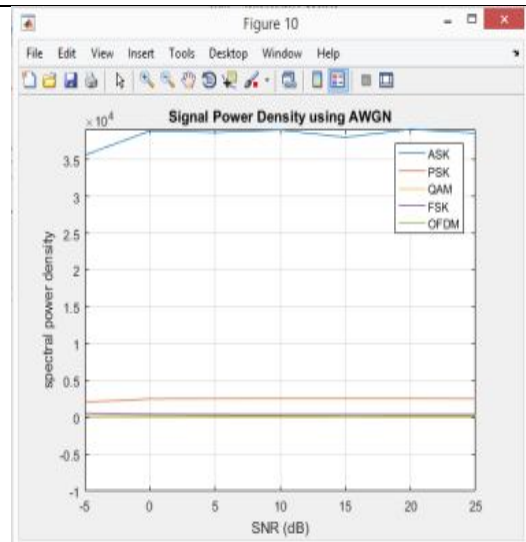


Fig 21: AMC with Spectral Power Density Vs SNR at  $f_c=40\text{Mhz}$ , pulse frequency=15Mhz

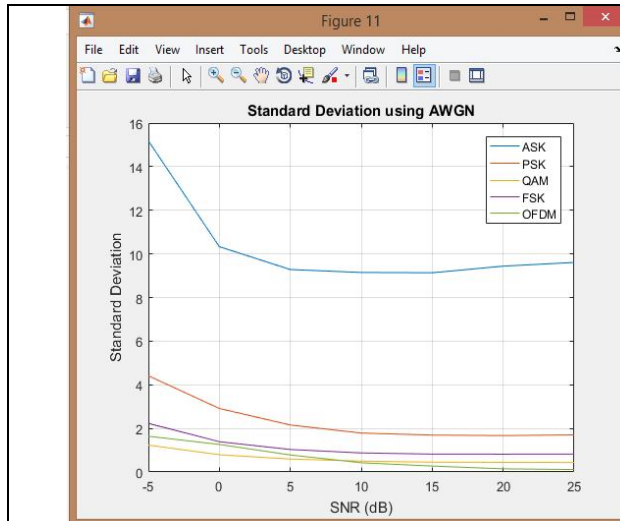


Fig 22: AMC with Standard deviation Vs SNR at  $f_c=100\text{Mhz}$ , pulse frequency=80Mhz

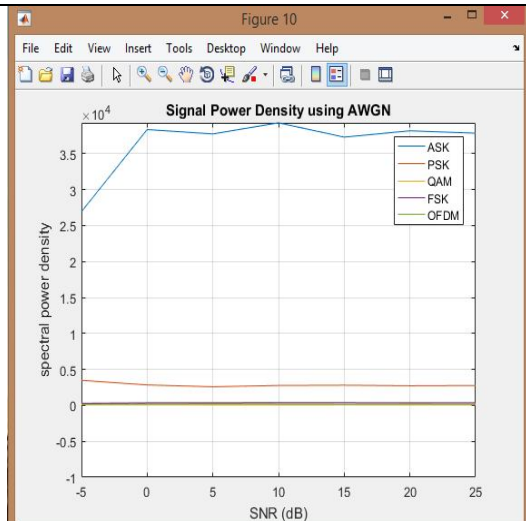


Fig 23: AMC with Spectral Power Density Vs SNR at  $f_c=100\text{Mhz}$ , pulse frequency=80Mhz



**B. Statistical parameters based results of feature extraction tables.**

1. Feature Extraction at  $f_c=40\text{Mhz}$ , pulse frequency= $15\text{Mhz}$

OFDM Key Feature= $1.3732$

	ASK	PSK	QAM	FSK
Gamma_max	3.8858e+04	2.5574e+03	96.9489	392.1262
Sigma_ap	9.6468	1.5499	0.4349	0.7733
Sigma_dp	12.4938	3.5338	1	1.7669
P	-2.7806e-08	-2.3725e-08	2.0468e-04	-2.8447e-08
Sigma_aa	8.1377	1.9294	0.5451	0.9675
Sigma_af	0.1445	0.1445	0.1445	0.1445
Sigma_a	9.6468	1.5499	0.4349	0.7733
Ka	1.0012	1.5539	0.3569	0.6224
Kf	0.0954	0.0954	0.0954	0.0954

**Table 1: Resultant Feature Extraction Table**

2. Feature Extraction at  $f_c=50\text{Mhz}$ , pulse frequency= $20\text{Mhz}$

OFDM Key Feature= $1.3734$

	ASK	PSK	QAM	FSK
Gamma_max	3.8692e+04	2.5201e+03	125.0000	392.4618
Sigma_ap	9.6679	1.5942	0.4349	0.7882
Sigma_dp	12.4436	3.5337	1.0000	1.7633
P	6.9874e-06	1.5600e-05	2.9450e-04	-5.4577e-06
Sigma_aa	7.8242	1.9384	0.5451	0.9633
Sigma_af	0.1445	0.1445	0.1445	0.1445
Sigma_a	9.6679	1.5942	0.4349	0.7882
Ka	1.0080	2.1194	0.3569	0.6589
Kf	0.0954	0.0954	0.0954	0.0954

**Table 2: Resultant Feature Extraction Table**

3. Feature Extraction at  $f_c=100\text{MHz}$ , pulse frequency= $80\text{MHz}$

OFDM Key Feature= $1.3889$

	ASK	PSK	QAM	FSK
Gamma_max	3.7820e+04	2.7523e+03	125.0000	371.4647
Sigma_ap	9.8494	1.7419	0.4349	0.8323
Sigma_dp	12.4938	3.5338	1	1.7491
P	-0.0062	-0.0125	1.3848e-04	-0.0032
Sigma_aa	7.9546	1.9699	0.5451	0.9685
Sigma_af	0.1445	0.1445	0.1445	0.1445
Sigma_a	9.8494	1.7419	0.4349	0.8323
Ka	1.0302	1.3821	0.3569	0.6967
Kf	0.0954	0.0954	0.0954	0.0954

Table 3: Resultant Feature Extraction Table

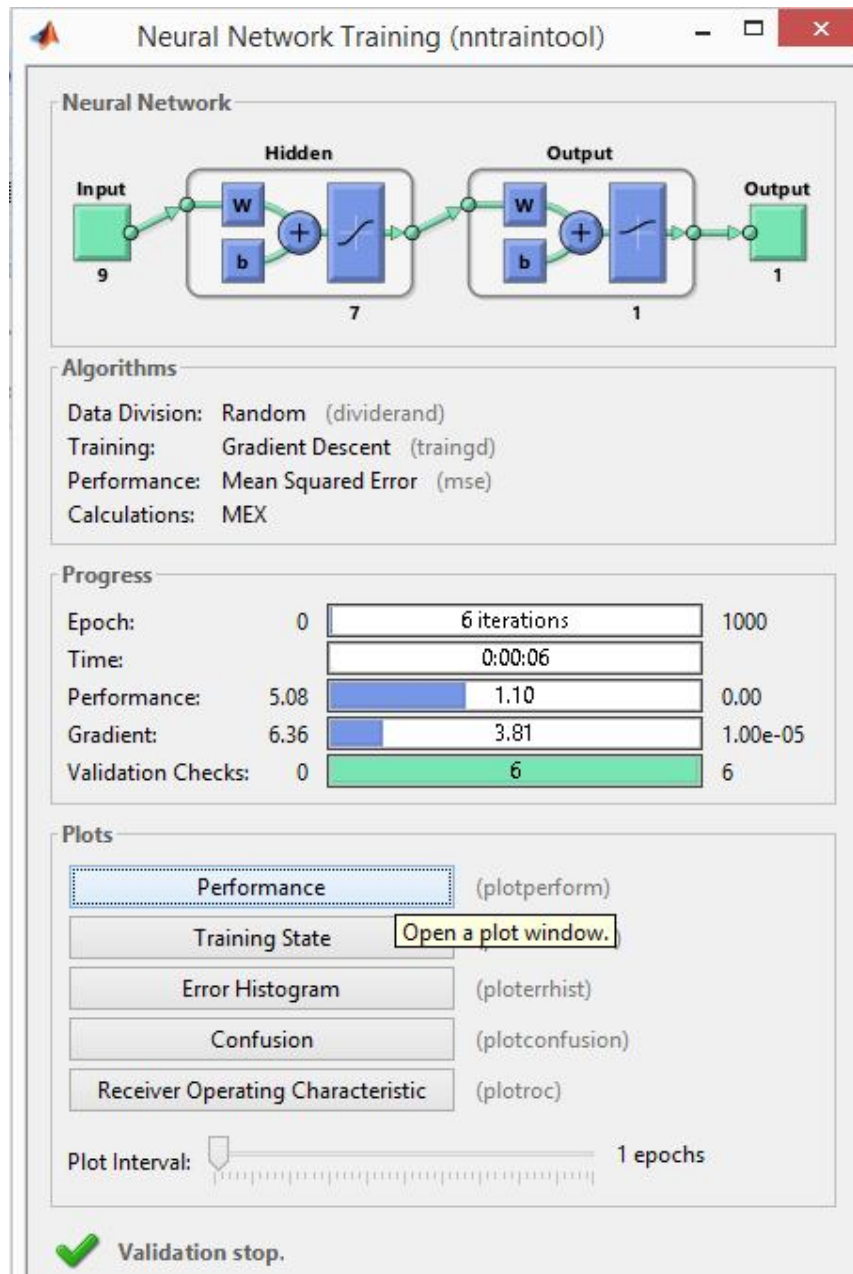
4. Feature Extraction at  $f_c=30\text{MHz}$ , pulse frequency= $10\text{MHz}$

OFDM Key Feature= $1.3865$

	ASK	PSK	QAM	FSK
Gamma_max	3.8948e+04	3.6156e+03	86.0197	619.8155
Sigma_ap	9.6403	1.5435	0.4349	0.7733
Sigma_dp	12.2112	3.3720	1.0000	1.7470
P	0.0447	0.0894	6.2491e-06	0.0224
Sigma_aa	7.8903	1.9281	0.5451	0.9644
Sigma_af	0.1445	0.1445	0.1445	0.1445
Sigma_a	9.6403	1.5435	0.4349	0.7733
Ka	1.0003	1.1601	0.3569	0.6224
Kf	0.0954	0.0954	0.0954	0.0954

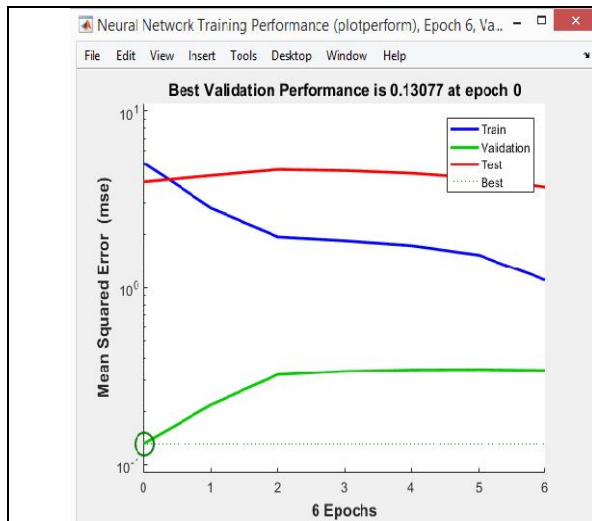
Table 4: Resultant Feature Extraction Table

**C. Result for Neural network training:**

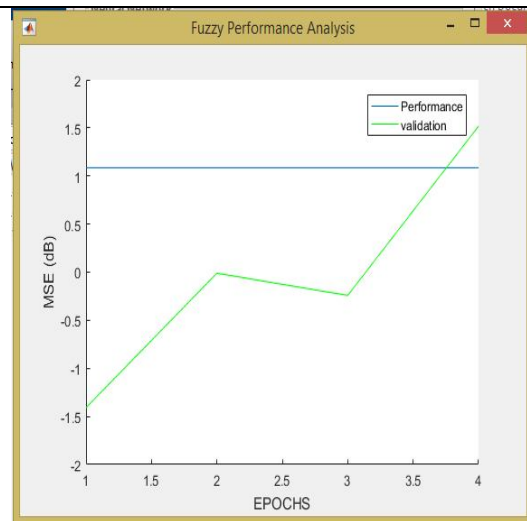


**Fig 24: Neural Network Training at  $f_c=40\text{Mhz}$ , pulse frequency=15Mhz**

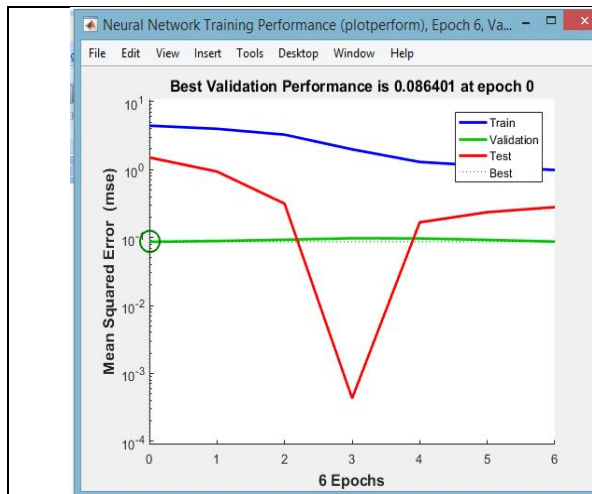
**D. Resultants of Neural networks and fuzzy logic validation with MSE:**



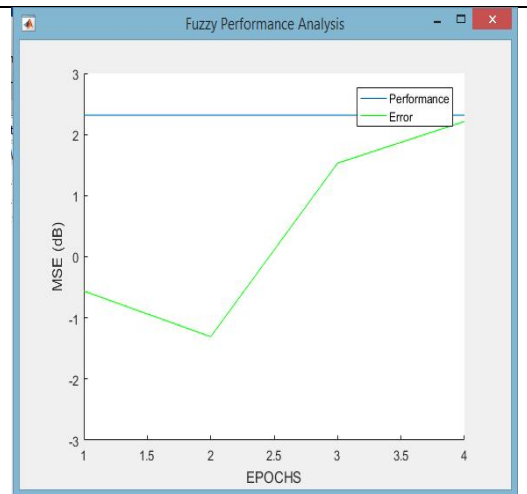
**Fig 25: Neural Network Validation at fc=40 MHz, pulse frequency=15 MHz**



**Fig 26: : Fuzzy Validation at fc=40 MHz, pulse frequency=15 MHz**



**Fig 27: Neural Network Validation at fc=100 MHz, pulse frequency=80 MHz**



**Fig 28: : Fuzzy Validation at fc=100 MHz, pulse frequency=80 MHz**

## CONCLUSION

In this postulation, a writing audit of the past strategy for regulation order has been done and a standout amongst the most surely understood methodologies has been reviewed with more subtle elements. The examination for adjustment arrangement has been underscored by utilizing measurable process, distinctive estimations of windows and diverse number of tests. Another technique has been produced to characterize OFDM regulation from some other computerized tweaks in nearness of noteworthy measure of clamor. Also, in this exploration presented fake neural system for prepared the component extraction of computerized tweaked flag and finds the approval execution in view of mean square blunder with viably. What's more, besides here we did on work about cushioned interface structure to find endorsement execution for examination with fake neural frameworks execution. At long last in this proposal we reasoning that fake neural system effectiveness execution are superior to fluffy rationale in Automatic computerized regulation grouping.

**Table 5: Justifications Table**

S/N	Frequencies		Best validation		Performance stability		MSE From 1 to 4 epochs at fc=40, fm=15		
	Fc(MHz)	Fm(MHz)	Neural Networks	Fuzzy Logic	ANN	Fuzzy	Epoch NO	ANN	FL
1	40	15	0(99.97%)	3.8(100%)	≥2	vary	1	0.1	2.5
2	50	25	0(99.9%)	3.1(98%)	≥2	≥3	1.5	0.24	1.5
3	25	10	1(99.999%)	4(98.9%)	>5.5	vary	2	0.24	1.2
4	60	45	45(99.58%)	3.7(100%)	>50	vary	2.5	0.24	1.4
5	70	50	75(99.3%)	3.3(100%)	≥24	vary	3	0.24	1.6
6	80	50	0(99.98%)	2(100%)	vary	vary	3.5	0.24	0.6
7	90	80	8(93.2%)	3.6(100%)	≥0	vary	4	0.24	0.4
8	100	60	20(99.94%)	3.5(100%)	≥2.2	vary			
9	200	115	1000(99.7%)	3.6(100%)	≥800	vary			
1	300	200	0&5(99.9%)	3.9(100%)	≥0	vary			

## REFERENCES

1. Salivendra Subrahmanya Sastry & Dr.M.Chandra Shekar, 'Digital PSK signal for automatic modulation'. IJIT, ISSN 2321 –8665, MAR 2014; 02(03):110-115
2. Salivendra Subrahmanya Sastry & Dr.M.Chandra Shekar. 'A Binary Tree Classification for Analog and Digital Modulations', IJSETR, ISSN 2319-8885, June-2014; 03(13): 2920-2923.
3. Salivendra Subrahmanya Sastry, K.Raju & Dr.M.Chandra Shekar. 'OFDM modulated signals based on statistical parameters'.IJIT, VOL. 02, ISSUE 05, ISSN 2321 –8665, MAY 2014;275-281.
4. Salivendra Subrahmanya Sastry & Dr.M.Chandra Shekar.'Adaptive Procedure for Automatic Modulation Recognition', IJVDCS, ISSN 2322-0929, June-2016; 04(06): 0412-0415.
5. Salivendra Subrahmanya Sastry & Dr.M.Chandra Shekar, 'Recognition of Digital Modulated Signals Based on Statistical Parameters', IJATIR, ISSN 2348–2370, June-2016; 08(06):1128-1133.
6. Salivendra Subrahmanya Sastry & Dr.M.Chandra Shekar, 'The Use of Artificial Neural Networks for Automatic Modulation Recognition', IJATIR, ISSN 2348–2370, June-2016; 08(06):1149-1151.
7. Salivendra Subrahmanya Sastry & Dr.M.Chandra Shekar, 'An Expert Discrete Wavelet Adaptive Network Based Fuzzy Inference System for Digital Modulation Recognition', IJVDCS ISSN 2322-0929, June-2016;04(06):0431-0435.
8. Salivendra Subrahmanya Sastry & Dr.M.Chandra Shekar, 'Automatic Digital Modulation Classification Signals using Statistical Parameters with Neural Networks and Fuzzy Logic', IJSETR, , ISSN 2319-8885, DEC-2016;05(49):10029-10033.
9. Azzouz, E. E., and Nandi, A. K. Modified adjust affirmation – I. Journal of Franklin Foundation, 1997; 334B (2), 241–273. .
10. Davis, S. B., and Mermelstein, P. Examination of parametric depictions for monosyllabic word affirmation in determinedly talked sentences. IEEE Exchanges on Acoustic, Discourse and Flag Handling, 1980; 28(4), 357–366.