

International Journal of Scientific Research and Reviews

Energy Efficient Cooperative Spectrum Sensing In Cognitive Radio

Monisha.M

¹Department of ECE, VISTAS, Pallavaram, Chennai-600117,
Email: monisha.se@velsuniv.ac.in

ABSTRACT

Cognitive radio can assume an important role in enhancing energy efficiency in remote systems detecting in subjective cognitive radio ensures the essential client primary user from base station. It is thought to be a necessity. Be that as it may, detecting has two primary difficulties; first the CR is required to detect the PU under low signal to noise proportions which will take longer detecting time, and second, some CR node hubs may experience the ill effects of profound blurring and shadowing impacts. Agreeable range detecting (CSS) should rectify these challenges. Be that as it may, CSS adds additional energy utilization due to CRs send the detecting result to the fusion center and get an official conclusion from the fusion center. This is notwithstanding the detecting energy itself. In this way, CSS may consume significant energy out of the battery of the CR hub. Consequently in this paper, we attempt to discover together the detecting time required from every CR hub and the quantity of CR hubs who ought to perform detecting with the end goal that the energy and proficiency (i.e., proportion of throughput to energy consumed) are enhanced. Re-enactment comes about demonstrate that the joint streamlining accomplishes better regarding energy effectiveness than different methodologies that perform isolate advancement.

Keywords: Cognitive radio; Cooperative spectrum sensing; Energy efficiency

***Corresponding author**

Monisha.M

Department of ECE, VISTAS, Pallavaram,
Chennai-600117,

Email: monisha.se@velsuniv.ac.in

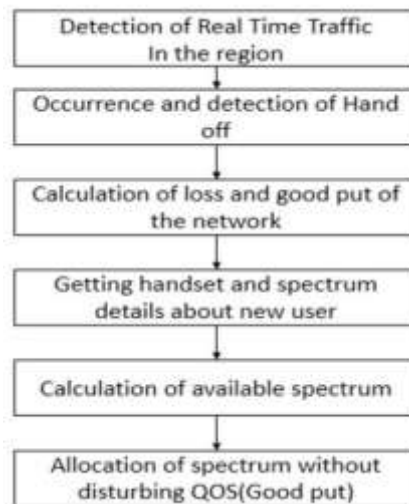
INTRODUCTION

Cognitive radio (CR) has pulled in critical consideration as a promising innovation to beat the range deficiency issue caused by the current unyielding range distribution strategy^{1,2}. In CR systems, auxiliary (unlicensed) clients (SUs) should detect the radio condition, and adaptively pick transmission parameters as indicated by detecting results to keep away from the obstruction to essential (authorized) clients (PUs)³. Consequently, it is a basic issue in CR organizes that SUs ought to have the capacity to proficiently and successfully identify the nearness of PUs^{4,5}.

Range detecting is an intense undertaking particularly when motion to-commotion proportion (SNR) is low. To enhance the execution of range detecting, helpful range detecting (CSS), where singular SUs sense the range and send the data to a fusion center to acquire an official conclusion, has been examined widely. In traditional hard mix CSS, just a single piece choice is sent to the fusion center by each SU, and its overhead is least; in any case, its execution can at present be moved forward. Delicate mix CSS plot has the ideal execution through utilizing the exact detecting comes about because of various SUs; be that as it may, its overhead is extensive, which makes it hard to be actualized in pragmatic systems.

No good overhead mix CSS conspire is proposed, which is an exchange off between hard mix and delicate blend CSS. In a three-edge choice based CSS (TTD-CSS) conspire is proposed, in which the second neighbourhood choice piece is sent to the combination focus after the disappointment of the primary participation to take out the detecting disappointment. Notwithstanding, the execution of TTD-CSS isn't enhanced much contrasted and the customary hard mix CSS. In a two-arrange range detecting plan is proposed for multi-channel detecting. It can diminish the normal channel detecting time by enabling the range finder to center around the channels that will probably be empty. A two-arrange detecting plan utilizing vitality location in the primary stage and cyclostationary identification in the second stage is composed, and the second stage recognition is performed when the choice metric is more prominent than the edge. In a two-organize detecting plan is proposed to limit the detecting time. Despite the fact that the over two-arrange range detecting plans can accomplish preferable execution over the single-organize plans none of them thinks about CSS. A two-arrange good for nothing CSS (TSTB-CSS) is given, and its execution is enhanced over the regular hard mix CSS; be that as it may, it utilizes no good overhead, and its detecting time and vitality utilization can in any case be decreased. Accordingly, the "green" necessities of CR ought to be all around fulfilled.

SYSTEM FLOW



Proposed Work

1. Hybrid Spectrum Sensing Scheme

Let the continuous time received signal be $X_c(t) = S(t) + W_c(t)$, where $S_c(t)$ is the detected primary signal and $W(t)$ is the modeled noise signal. Noise signal is modeled to be a stationary process with zero mean and a variance of σ^2 . The received continuous time signals are sampled and made the two simple hypotheses for the signal detection where H_0 implies that the signal does not exist; and H_1 implies the signal exists.

$$H_0: X(n) = W(n), \quad (1)$$

$$H_1: X(n) = S(n) + W(n), \quad (2)$$

The signal samples reflect the effects of path loss, multipath fading and time dispersion. The proposed hybrid scheme incorporates Eigen value spectrum sensing along with the energy detection. The threshold values λ_1 and λ_2 for the energy detector depends on the noise factor and it performs well as noise factor decreases. When there is noise uncertainty, the energy detection is not an effective method due to the existence of SNR wall and/or high probability of false alarm. Two algorithms are suggested from the literature based on the sample covariance matrix evaluated from the received signals at the sensing node. The algorithms are based on the ratio of maximum to minimum Eigen value (MME) and based on the ratio of average signal power to the minimum Eigen value (EME). Since MME has a performance edge over EME, MME algorithm has been suggested for the detection.

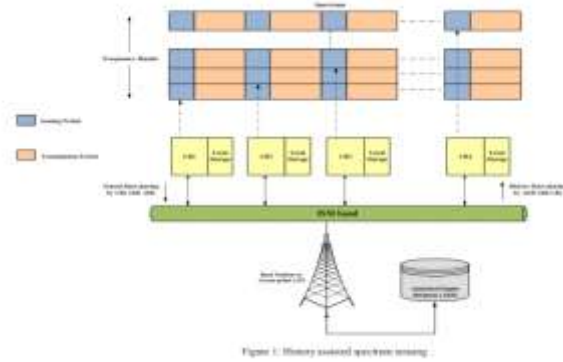


Figure 1 History Assisted Spectrum Sensing

2. Maximum-Minimum Eigen value (MME) Detection

1. The covariance matrix of the received signal samples is computed by considering Following equation

$$R_s(N_s) = \frac{1}{N_s} \sum_{n=L-1}^{L-2+N_s} x(n)x^\dagger(n)$$

2. Where \dagger stands for Hermitian (transpose-conjugate) operation [15].
3. The maximum and minimum eigenvalues of the matrix $R_x(N)$, max and min are calculated then.
4. The final decision on signal detection is made by comparing sthe ratio of max to min with a threshold value Decision rule: if $\text{max}/\text{min} > \gamma$, signal exists; otherwise, signal does not exist.

3. Probability Parametersand Threshold Value for MME Detection

Expressions for probability of false alarm and threshold value are derived out using the random matrix theory concepts and certain distribution functions. We have listed approximated expressions for the performance parameters and threshold value by treating $R_w(N)$ nearly as a Wishart random matrix and using Tracy-Widom distributions for its Eigen values [16].

1. The probability of false alarm (P) for MME detection

$$P_{fa} = 1 - F_1 \left[\frac{\gamma(\sqrt{N_s} - \sqrt{ML})^2 - \mu}{v} \right]$$

Where $F(t)$ is the Tracy-Widom distribution function and its tabled values are available.

2. The Threshold

$$a. \gamma = \frac{(\sqrt{N_s+ML})^2}{(\sqrt{N_s-ML})^2} \left[1 + \frac{(\sqrt{N_s+ML})^{-2}}{(N_s ML)^{\frac{1}{3}}} F_1^{-1}(1 - P_{fa}) \right]$$

3. The probability of detection (P) The sample covariance matrix $R_{dx}(N)$ is no longer a Wishart matrix when there is a signal present. The distributions of its eigenvalues are unknown in this case. The approximated formulae for the probability of detection is

$$P_d = 1 - F_1 \left[\frac{\gamma N_s + \frac{N_s(\gamma \rho ML - \rho)}{\sigma_n^2} - \mu}{v} \right]$$

It can be seen that the number of samples N and the maximum and minimum eigenvalues of the signal Covariance matrix have an effect on P .

Parameters Considered:

Throughput: $R = \frac{MSS}{RTT} \frac{1.2}{p^{0.5}}$

R : Average throughput

MSS : packet size

RTT : Round-trip time

P : packet loss

Energy consumption: The value of α can be obtained using the condition $\sum_{i=1}^n d_i = D$ Thus for $\alpha=2$ the value for d_i are,

$$d_i = \frac{D}{\left[\sum_{i=1}^n \binom{1}{i} \right] (n + 1 - i)}$$

Spectral Efficiency:

Spectral Efficiency = $\frac{\text{Total data channels in communication system}}{\text{system bandwidth } h \times \text{coverage area}}$

Efficiency

Packet Delay:

Consider the given data

N = total number of links

R = transmission rate

L = packet length

P = packet that transmit over the N link

Formula calculated end to end delay

d end to end = N(L/R)

The generalized formula of back to back delay of P, Each length L over Nlinks of transmission rate R = D BACK TO BACK = pn(l/R)

SIMULATION PARAMETERS:

Table.No. 1 Simulation Parameters

Parameters	Values
No of Nodes	34
Data rate	512 mbps
Propagation method	Two ray ground model
Coverage area	700 x 400
Initial energy per node	100 joules

SIMULATION RESULTS:

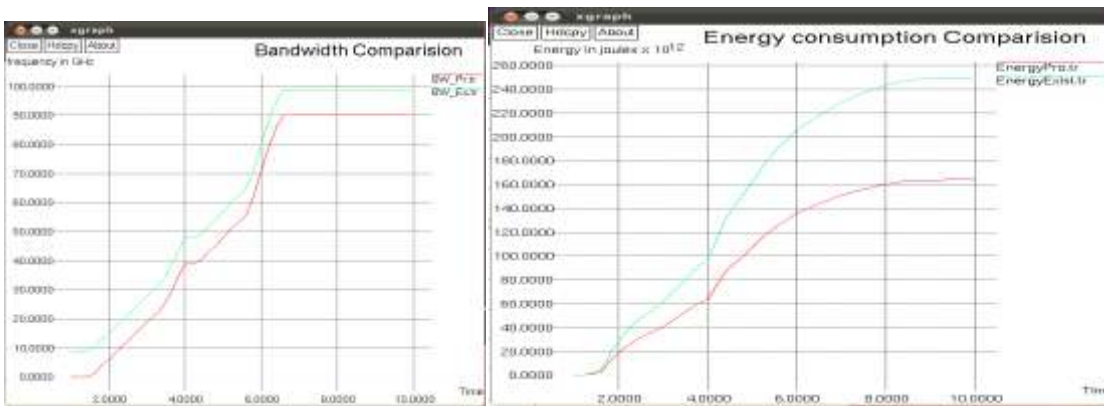
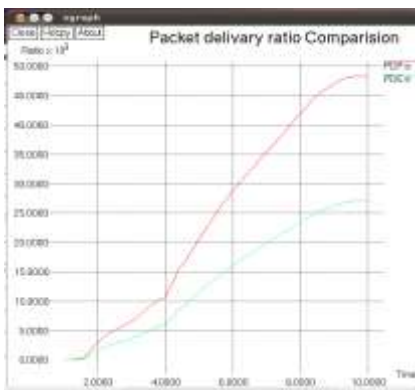


Figure 1 Bandwidth Comparison Figure 2 Energy Consumption Comparison



Parameters	Existing	Proposed
Throughput	515 b/s	735 b/s
Packet delivery Ratio	78%	97%
Packet Delay	5.4 us	5.05 us
Spectral Efficiency	0.2	2.2
Energy consumption	260 joules	165 joules

Figure 3 Packet Delivery Ratio Figure 4 Parameter Evaluation of HASS

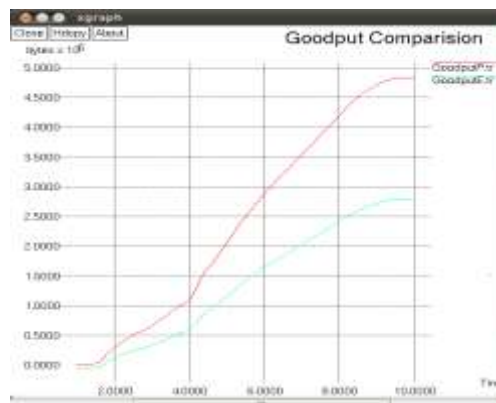
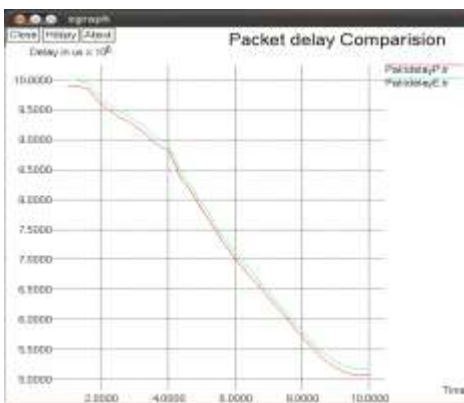


Figure 5 Packet Delay Comparison

Comparison

Figure 6 Goodput Comparison

CONCLUSION

In this paper, we worked on cooperative spectrum sensing. We assumed slotted time. Each time slot composed of sensing, reporting and transmission sub-slots. All of the three sub-slots are assumed to be variable, and they are supposed to be function of number of cooperative sensing CRs.

We showed by simulation that there is an optimal sensing time which maximizes energy efficiency. Also, there is an optimal number of cooperating nodes that maximizes energy efficiency. Therefore, we find jointly the number of cooperating CRs and the sensing time of the CR nodes which maximize energy efficiency.

REFERENCE

1. Mitola J, Maguire GQ. Cognitive radio: making software radios more personal. *IEEE Pers. Commun.*1999; 6(4): 13-18.
2. Haykin S. Cognitive radio: brain-empowered wireless communications. *IEEE Journal on Selective Areas of Communication* 2005; 23(2): 201-220.
3. Zhao N. Robust Power control for cognitive radio in spectrum underlay networks. *KSII Transactions on Internet System* .2011; 5(7): 1214-1229.
4. Haykin S, Reed JH, Thomson D J. Spectrum sensing for cognitive radio. *Proceedings. IEEE* 2009; 9(5): 849-877.
5. Cui T, Gao FF, Nallanathan A. Optimization of cooperative spectrum sensing in cognitive radio. *IEEE Transactions on Vehicular Technology* 2011; 60(4): 1578-1589.