

## ***International Journal of Scientific Research and Reviews***

### **Desulphurization of Coke Oven Gas**

**Nigam Mohit \*, Singh Randhir, Kumar Naveen and Upadhyaya Sushant**

Raja Balwant Singh Engineering Technical campus, Bichpuri, Agra, U.P. INDIA

---

#### **ABSTRACT**

Coke oven gas is used in the industries for power/energy generation. Coke oven gas consists of many impurities. Sulphur is also present in the composition of the coke oven gas as an impurity. Sulphur pollutes the environment. So it is necessary to remove the sulphur from the coke oven gas. There are several methods for purification of coke oven gas. In this paper the Iron oxide process used for desulphurization of coke oven gas is emphasized. Coke oven gas contains hydrogen sulphide (H<sub>2</sub>S) and other sulphuric compounds like carbon disulphide (CS<sub>2</sub>), carbonyl sulphide (COS), mercaptans etc. The separation of these pollutants is strongly required by environmental protection.

Generally the processes suitable for desulphurization of coke oven gas can be subdivided into different methods:

- Dry oxidation processes
- Wet oxidation processes
- Absorption/stripping processes

Coal gas contains several impurities, in particular dust and H<sub>2</sub>S are the most important ones. Gas cleaning is not only necessary to prevent pollution of the environment, but also to protect the equipment against corrosion. Hence there are not only environmental requirements for desulphurization of coke oven gas there are also technological and safety requirements.

#### **KEYWORDS**

Coke oven gas purification; H<sub>2</sub>S Removal from COG; Clean coke oven gas; Sulphur removal from COG; Cleanup of COG; COG desulphurization.

---

#### **Corresponding Author:-**

Er. Mohit Nigam, Asst. Professor,  
Raja Balwant Singh Engineering Technical campus  
Bichpuri, Agra  
E-mail:- mohitnigam2012@gmail.com  
Mob. No. +918923574833

## INTRODUCTION

The sulfur content of many coals is too high to comply with the EPA standard for power plant fuels. The Coke Oven Gas is produced during the carbonization of coal. Coke Oven Gas is used in the iron and metallurgical industry. Coke Oven Gas contains many impurities. The Coke Oven Gas typically contains appreciable quantities of hydrogen sulphide, organo sulphur compound such as thiophene, tetrahydrothiophene, thionin, and inorganic carbon sulphur compounds such as carbon disulphide and carbonyl sulphide<sup>1, 2,3,4,5</sup>. The removal of H<sub>2</sub>S is a very important gas cleanup process which is closely related with the product quality, environment protection needs, as well as safety and stability of production process<sup>6, 7</sup>. The current alternatives for utilizing coal as a fuel include either complete gasification of the coal with the sulphur removal effected by conventional gas treatment, or direct combustion of the coal with stack gas scrubbing. Development of improved desulfurization process is very important that accomplishes the required sulfur reduction<sup>8,9</sup>.

Despite the long held reputation of coke oven gas (COG) as a "clean" fuel, enactment of stringent ambient airquality standards for SO<sub>2</sub> in 1969 forced reexamination of the emissions potential of this fuel<sup>10,11</sup>. In 1971, as part of their implementation plans, a number of states (Alabama, Kentucky, New York, Ohio, Pennsylvania, and West Virginia) enacted regulations sharply limiting the allowable sulfur content of COG used as fuel. In addition, Allegheny County, PA, with the largest density of coke plants in the world, wrote a stringent regulation limiting COG sulfur content<sup>10, 12, 13, 14</sup>.

Enactment of emission regulations limiting the sulfur content of COG has stimulated considerable interest in the development of new technologies for its desulfurization. Such activity has, in turn, raised questions regarding prospects for increasingly restrictive regulations in the future as more advanced desulfurization technologies become available<sup>15, 16, and 17</sup>.

However, increased desulfurization could be dictated by fuels management policies at integrated facilities using several fuels. Also, the need to maintain an efficient and reliable COG distribution system completely free from corrosion and plugging may also dictate the substantial removal of sulfur from COG<sup>18, 19</sup>.

**Table-1: properties of coke oven gas<sup>20, 21, 22</sup>**

SL. NO.	PROPERTIES	RANGES
I.	Calorific value	4200 kcal
II.	Density at 0°C and 760 millimeters of mercury (mm Hg)	0.45–0.50 kg/m
III.	Explosive concentration in air	6–30 %

Coke-oven gas is toxic and explosive.

**Table-2: coke oven gas composition<sup>20, 21, 22</sup>**

SL. NO.	COMPONENT	DRY BASIS(% VOL)	ACTUAL COMPOSITION (% VOL) (WATER SATURATED AT 176 <sup>o</sup> F)
I.	Water vapor	-	47%
II.	Hydrogen	55%*	29%*
III.	Methane	25%	13%
IV.	Nitrogen	10%	5%
V.	Carbon Monoxide	5%	3%
VI.	Carbon Dioxide	3%	2%
VII.	Hydrocarbons (Ethane, Propane etc.)	2%	1%

\* alters on A/C of the impurities

**Table-3: coke oven gas impurities<sup>20,21, 22</sup>**

Sl. No.	Impurities	Range (g/m <sup>3</sup> )
I.	Tar	60.0 – 120.0
II.	H <sub>2</sub> O	350.0 - 450.0
III.	NH <sub>3</sub>	8.0 – 10.0
IV.	H <sub>2</sub> S	5.0 – 10.0
V.	S (organic)	0.3 – 0.4
VI.	HCN	1.0 – 1.5
VII.	Benzene, Toluene, Xylene	25.0 – 40.0

## METHODS TO REMOVE SULPHUR FROM COG<sup>10, 23</sup>

### 1. Dry Oxidative Process:

- Iron oxide
- Zinc oxide

### 2. Wet Oxidative Process:

- Stretford
- Perox
- Takahak
- Thylox
- Fumaks
- Lo cat

3. Neutralization Process:

- Sulfiban
- Cyclasulf
- Vacasulf
- Soda lye scrubbing

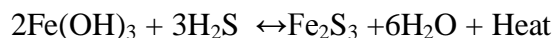
***Iron oxide process***

The **Iron Oxide Process** was used for the first time in the early 17<sup>th</sup> century and the process has hardly changed since then. For the absorption of hydrogen sulphide ferric hydroxide mass is utilized. An iron oxide process based plant mainly consists of cleaning, depositing and emptying towers with a certain number of baskets or of boxes with layers of ferric hydroxide<sup>22, 24, 25</sup>.

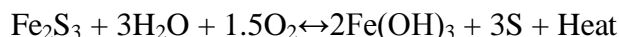
As you can see from Fig.1, oxygen for sulphur forming is required (approx. 1 to 1.5 % vol. of oxygen). That means oxygen has to be added to the coke oven gas. Due to formation of water by the process, the coke oven gas should be slightly overheated before entering the towers/boxes. By this process elemental sulphur is produced and forms a layer on the iron oxide mass and lowers the activity of the mass. Therefore after loading of the mass to a certain extent, this basket tower/box has to be changed to a tower/box with fresh mass. In the beginning in using this process big boxes were used, but later cylindrical towers have been used because of operating the process at higher pressure and because of less necessary space<sup>24, 25,26,27,28</sup>.

The chemistry involved in absorption and regeneration using iron oxide shows that iron sulphides are produced when H<sub>2</sub>S reacts with Fe(OH)<sub>3</sub> with the empirical composition approaching Fe<sub>2</sub>S<sub>3</sub>. The iron used in this process is called BOG iron<sup>10, 24</sup>.

H<sub>2</sub>S adsorption:



Sulphur forming:



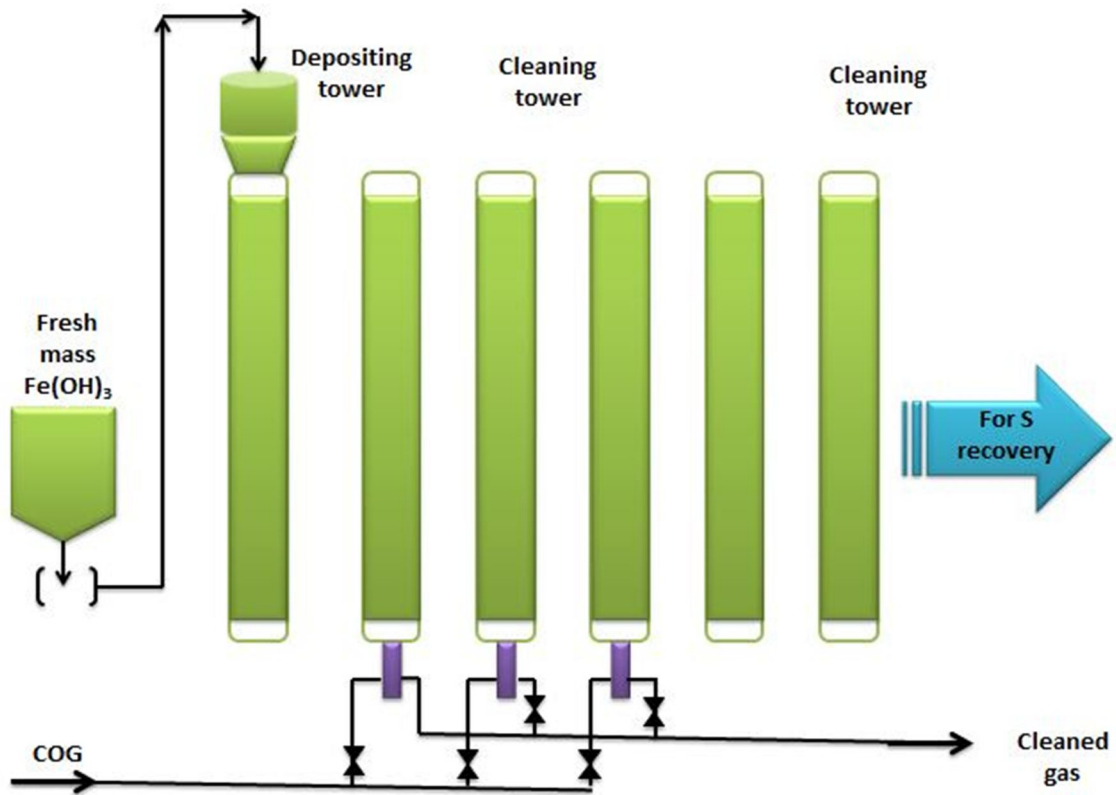


Fig.1: iron oxide process for desulphurization of cog

**Material balance for  $H_2S$  removal<sup>29, 30</sup>**

- Inlet composition of COG (% vol)<sup>20,21,22</sup>:

$H_2$	55%
$CH_4$	25%
$N_2$	10%
CO	5%
$CO_2$	2%
$C_nH_m$	2%
$H_2S$	1%

- Flow rate of COG: 42000 m<sup>3</sup> /hr
- $H_2S$  in COG = 10 g/m
- Mass flow rate of  $H_2S$  = 10 X 42000 = 420000 g/hr

- Mol. Wt. of H<sub>2</sub>S = 2 X 1+32 =34
- Molar feed rate of H<sub>2</sub>S = (Mass flow rate of H<sub>2</sub>S)/(Mol. Wt. of H<sub>2</sub>S)
- Molar feed rate of H<sub>2</sub>S = 420000/34  
=12352.9 moles /hr  
=12.3529 kmol/hr
- H<sub>2</sub>S is 1% of the feed
- So total feed rate=12.3529 X 100  
=1235.29 kmol/hr
- Assumed 95% conversion of H<sub>2</sub>S<sup>25</sup>
- H<sub>2</sub>S converted=(12.3529 X 95)/100  
=11.7325 kmol/hr
- Amount of H<sub>2</sub>S in exit stream
- H<sub>2</sub>S unconverted= H<sub>2</sub>S in feed- H<sub>2</sub>S converted  
=12.3529-11.7325  
=0.6204 kmol/hr
- O<sub>2</sub> supply=0.5 of H<sub>2</sub>S mole in feed  
=0.5 X 12.3529  
=6.17645 kmol/hr
- O<sub>2</sub> used=0.5 of H<sub>2</sub>S moles in exit stream  
=0.5 X 11.7325  
=5.86625 kmol/hr
- O<sub>2</sub> in exit stream  
O<sub>2</sub> unconverted= O<sub>2</sub> supplied- O<sub>2</sub> used  
= 6.17645- 5.86625  
=0.3102 kmol/hr

- Exit stream rate

$$\begin{aligned}
 &= \text{inlet stream without H}_2\text{S} \\
 &\quad + \text{H}_2\text{S unconverted} \\
 &\quad + \text{O}_2 \text{ unconverted}
 \end{aligned}$$

- Exit stream rate

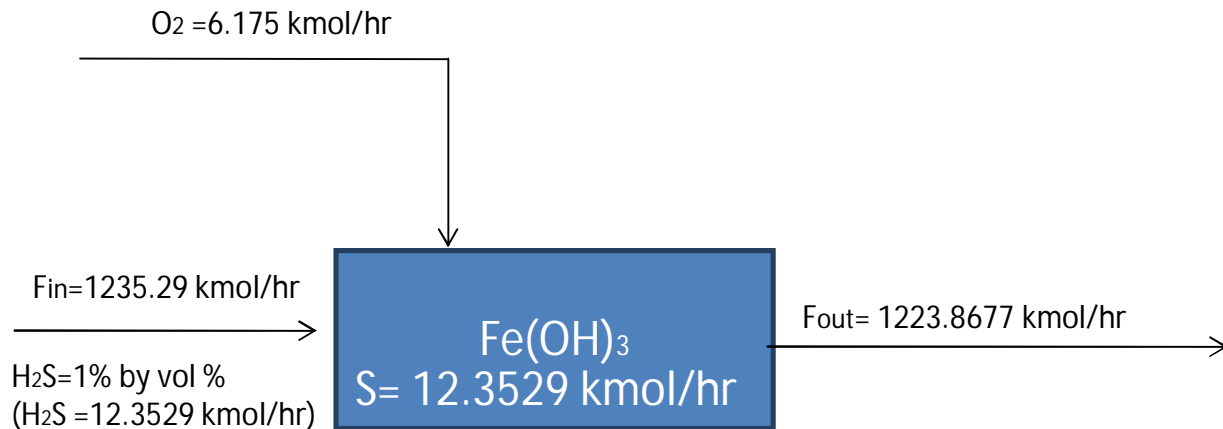
$$\begin{aligned}
 &= (1235.29 - 12.3529) + 0.6204 \\
 &\quad + 0.3102 \\
 &= 1223.8677 \text{ kmol/hr}
 \end{aligned}$$

- According to the reaction

$$\begin{aligned}
 \text{Moles of S formed} &= \text{Moles of H}_2\text{S inlet} \\
 &= 12352.9 \text{ moles/hr}
 \end{aligned}$$

- Amount of S formed

$$\begin{aligned}
 &= (\text{Moles of S formed}) \times (\text{mol. wt of S}) \\
 &= 12352.9 \times 32 \\
 &= 395292 \text{ g/hr} \\
 &= 395.292 \text{ kg/hr}
 \end{aligned}$$



## **CONCLUSION**

Iron oxide process is very effective process for desulphurization of coke oven gas. This process removes 95-98% of the H<sub>2</sub>S from the coke oven gas. By this process elemental sulphur is produced and forms a layer on the iron oxide mass and lowers the activity of the mass.

This process is formerly used for desulphurization of coke oven gas. Further research is done for making the process more effective. However this process is not widely used as more developed processes are developed which are more efficient than this process.

Iron oxide process is not more economic and also requires more place but it is more effective than others processes. It also removes the other impurities present in the COG in fewer amounts. Efficiency of the iron oxide process of removing the sulphur from coke oven gas is high this process is widely accepted in the SAIL, plants.

## **REFERENCES**

1. R. Leon and N. Wayne Green. An improved technique for the hydrodesulphurization of coal chars. 1974
2. Wridzer, J.W. Bakker, Freek Kapteijn, Jacob A. Moulijn. A high capacity manganese-based sorbent for regenerative high temperature desulfurization with direct sulphur production Conceptual process application to coal gas cleaning. Chemical Engineering Journal. 2003; 96, 223–235.
3. Laufhiitte D et al. Methods and Apparatus for Desulphurizing Coke Oven Gas. US Patent 4569832. 1986 Feb. 11
4. Laufhiitte D et al. Methods and Device for Fine Desulphurization of Coke Oven Gas. US Patent 4663134. 1987 May. 5
5. Mackles M., Tarzana, Calif. Process for Desulphurization of Coke Oven Gas. US Patent 4041130. 1977 Aug 9
6. Furkert H. Production of Sulphuric Acid from the Scrubbing Solution obtained in the Desulphurization of Coke Oven Gas. US Patent 3943237. 1976 Mar 09
7. Qi Guisheng, Liu Youzhi, Jiao Weizhou. Study on Application of Hydrogen Sulphide Removal by Wet Oxidation Method with High Gravity Technology. China Petroleum Processing and Petrochemical Technology. 2011; 13. 4: 29-34



8. Sonoda et al. Desulphurization Process for Hydrogen Sulphide Containing Gases. US Patent 4483843. 1984 Nov 20
9. Wagener D, Flockenhaus C et al. Methods for Processing Coke Oven Gas. US Patent 4235604. 1980 Nov. 25
10. J. M. Michael and Robert W. Dunlap .Economics and Alternatives for Sulphur Removal from Coke Oven Gas. Journal of the Air Pollution Control Association. 1975; 25\_10.1019-1027.
11. Aysel T. Atimtay and Susan L. Littlefield, The use of zinc oxide sorbents to remove hydrogen sulphide from coal gases.1987;526-533
12. Grosskinsky O.,Kirchhorde D et al. Desulphurization of Coke Oven Gases. US patent 3104959. 1963 Sept. 24
13. Shibuya et al. Process for preparing purified Coke Oven Gas.US Patent 3880617. 1975 Apr. 29
14. Peter Diemer, Hans-Jürgen Killich, Klaus Knop, Hans Bodo Lungen, Martin Reinke and Peter Schmöle “Potentials for Utilization of Coke Oven Gas in Integrated Iron and Steel Works”
15. James E. Staudt. Candidate SO<sub>2</sub> Control Measures for Industrial Sources in the LADCO Region. 2012; 24-30
16. Midwest Regional Planning Organization (RPO) Iron and Steel Mills Best Available Retrofit Technology (BART) Engineering Analysis, 2005
17. Jargalsaikhan Z. Process of methanol production from by-product off gas generated in coking of Mongolian coal. 2008
18. Bhatia S.C. Environmental Pollution & Control in Chemical Process Industries. Khanna Publishers. 2001
19. National Emission Standards for Hazardous Air Pollutants (NESHAP) for Coke Ovens: Pushing, Quenching, and Battery Stacks -Background Information for Proposed Standards, 2001,
20. Wei-Hsin Chen , Mu-Rong Lin , Tzong-ShyngLeu , Shan-Wen Du.An evaluation of hydrogen production from the perspective of using blast furnace gas and coke oven gas as feedstock's. International Journal of hydrogen energy. 2011; 36. 11727-11737
21. Technical EIA Guidance Manual for Coke oven plants (Govt. of India)2010; 317-323
22. Wilfried Seyfferth Rainer Dittmer, Holger Thielert. Generic Methods For Coke Oven Gas Desulphurisation. The coven managers' association, 2003; 197-224
23. Frank Sowa, Bjoern Otten, Johannes Kamp and P. Emanuele, .Advanced Technologies for Desulphurization of Coke Oven Gas. 2009

24. E. C. Oldaker and D. W. Gillmore .Hot gas clean-up process for removing H<sub>2</sub>S from low btu gases using iron oxide absorbents. 1979
25. E. C. Oldaker, A.M.Poston, Jr., And W.L. Farrior, Jr .Laboratory evaluation of properties of fly ash-iron oxide absorbents for H<sub>2</sub>S removal from hot low btu gas. 1975
26. N.J. Kertamus, Removal of H<sub>2</sub>S on Oxidized Iron. 2004; 131-158
27. RTI International. Evaluation of PM<sub>2.5</sub> Emissions and Controls at Two Michigan Steel Mills and a Coke Oven Battery. U.S. Environmental Protection Agency. 2006; 36-50.
28. Keith Wright, “Coke oven gas treatment, tar, liquor, Ammonia “The coke oven managers’ year book. 2005; 222-257.
29. Himmelblau D.M. Basic Principles and Calculations in Chemical Engineering. 6th edition. PrenticeHall .1996
30. Hougan D.A., Watson K.M. and Ragatz R. A. Chemical Process principles. Vol. 1 Asia Publishing House .1962